



**PARTS  
CATALOGUE  
CATALOGO  
DE REPUESTOS**

**FT60GEHD'19 ( 6C6G )**  
**FT60GEHT'19 ( 6C6G )**  
**FT60GET'19 ( 6C6G )**

---

FT60GEHD  
FT60GEHT/FT60GET  
PARTS CATALOGUE  
©2019 by Yamaha Motor Co., Ltd.  
1st edition, June 2019  
All rights reserved.  
Any reprinting or unauthorized use  
without the written permission of  
Yamaha Motor Co., Ltd.  
is expressly prohibited.  
Printed in Japan.

FT60GEHD  
FT60GEHT/FT60GET  
CATALOGO DE REPUESTOS  
©2019 por Yamaha Motor Co., Ltd.  
1ª edición, junio 2019  
Todos los derechos reservados.  
Toda reproducción o uso no autorizado  
sin el consentimiento escrito de  
Yamaha Motor Co., Ltd.  
quedan expresamente prohibidos  
Impreso en Japón.

# FOREWORD

This Parts Catalogue is related to the parts for the model(s) on the cover page. When you are ordering replacement parts, please refer to this Parts Catalogue and quote both part numbers and part names correctly.

1. Modifications or additions which have been made after the issue of the Parts Catalogue will be announced in the Parts News.  
It is advisable that you make the necessary corrections to the Parts Catalogue according to the Parts News.

2. Abbreviations

The following abbreviations are used in this Parts Catalogue.

“UR” Use specified parts number.

“UN” Use as many as needed.

“AP” Alternate Parts

“LM” Locally Made (Parts need to be ordered locally)

“F#” Frame No. (Applicable machine No.)

“O/S” Over Size

3. The number of components for assembly

- Parts, which are to be supplied in an assembly, are listed with a dot (.) in front of the part name as shown below.
- The numeral appearing to the right of each component part indicates the quantity of parts for each assembly unit.

PART NO.	DESCRIPTION	Q'TY	REMARKS
2F5-83310-60	FRONT FLASHER LIGHT ASSY	2	
115-83311-60	.BULB (6V-18W)	1	

4. Applicable colours of graphics are represented in the “REMARKS” as shown below.

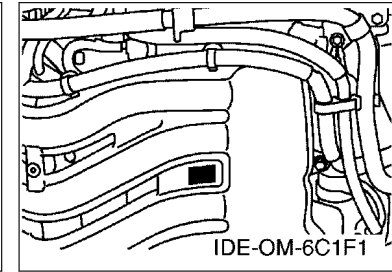
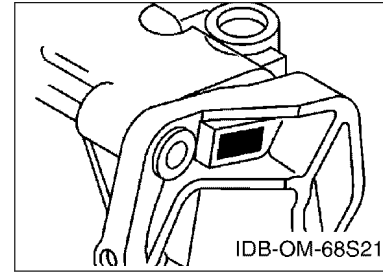
PART NO.	DESCRIPTION	Q'TY	REMARKS
2N4-24110-00-X5	FUEL TANK COMP.	2	MXR
3J1-24240-10	.GRAPHIC, FUEL TANK	1	FOR MXR

5. Note that the illustrations for reference in finding parts numbers are not to be used for assembling. When assembling, please use the applicable service manual.

6. The asterisk (\*) before a reference number indicates modified items after the first edition.

7. Applicable Serial No.

Engine Serial No.



8. Applicable Engine Starting Serial No.

Model	Serial No.	Model	Serial No.
FT60G	6C6-1034382		

9. Applicable Colour Code

Abbreviation	Colour Name	Colour Code
DBN1	DARK BLUISH GRAY 1	008D

10. Quantity Column Information

Column No.	Name Of Q'ty Column	Applicable Model
1	EHD	FT60GEHD
2	EHT	FT60GEHT
3	ET	FT60GET

# PROLOGO

Este catálogo de repuestos corresponde a las piezas para el o los modelos que figuran en la página de portada. Al formular el pedido de repuestos, se ruega citar este catálogo y especificar correctamente el número y el nombre de las piezas.

- Las modificaciones y agregados que se hayan realizado después de la edición de este Catálogo de Repuestos, serán anunciados en las Informaciones de Recambios. Es recomendable que se hagan las correcciones necesarias en el Catálogo de Repuestos de acuerdo con las Informaciones de Recambios.
- Abreviaciones  
En este Catálogo de Repuestos se emplean las siguientes abreviaciones.  
 “UR” Usar el número de partes especificado  
 “UN” Usar la cantidad necesaria  
 “AP” Piezas sustitutivas  
 “LM” Fabricación local (Hay que pedir los repuestos en las cercanías)  
 “F#” N° de bastidor (N° aplicable a la máquina)  
 “O/S” Sobredimensionado
- La cantidad de componentes para el montaje
  - Los componentes, suministrados como conjunto, se describen con un punto (.) que precede al nombre del parte como se indica a continuación.
  - La numeración que aparece a la derecha de cada descripción indica la cantidad de partes por cada unidad de conjunto.

CODIGO N°	DESCRIPCION	CANT.	OBSERVACIONES
2F5-83310-60	ENSAMBLAJE DE LA LUZ	2	
115-83311-60	.BOMBILLA (6V-18W)	1	

- Los colores de los componentes se indican como sigue en la columna de “OBSERVACIONES”.

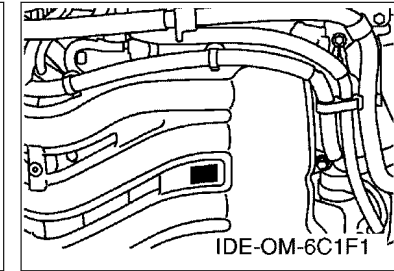
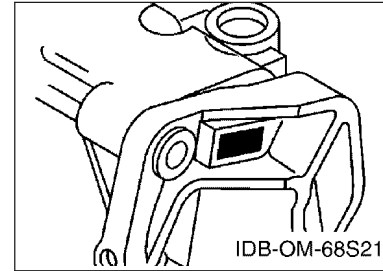
CODIGO N°	DESCRIPCION	CANT.	OBSERVACIONES
2N4-24110-00-X5	COMP. DEL TANQUE	2	MXR
3J1-24240-10	.GRAFICO, DEL TANQUE	1	PARA MXR

- Debe tenerse en cuenta que las ilustraciones sirven como guía para la búsqueda de los números de partes y no deben usarse para el montaje. Durante el montaje, se recomienda usar el manual de taller correspondiente.

- EL asterisco (\*) antes del número de referencia indica los elementos modificados después de la primera edición.

- Números de serie

N° de Serie del motor



- Números de serie del motor

Modelo	N° de serie	Modelo	N° de serie
FT60G	6C6-1034382		

- Códigos de color aplicables

Abreviatura	Nombre de color	Código de color
DBN1	DARK BLuish GRAY 1	008D

- Información para la columna de cantidades

Columna N°	Nombre de la columna de cantidades	Modelo aplicable
1	EHD	FT60GEHD
2	EHT	FT60GEHT
3	ET	FT60GET

# CONTENTS

SCHEDULED SERVICE PARTS.....	1
TOP COWLING.....	2
CYLINDER & CRANKCASE 1.....	3
CRANKSHAFT & PISTON.....	5
CYLINDER & CRANKCASE 2.....	6
VALVE.....	8
INTAKE 1.....	9
INTAKE 2.....	10
FUEL INJECTION PUMP 1.....	11
FUEL INJECTION PUMP 2.....	13
OIL PUMP.....	15
FUEL.....	16
GENERATOR.....	18
ELECTRICAL 1.....	19
ELECTRICAL 2.....	20
ELECTRICAL 3.....	22
ELECTRICAL 4.....	24
STARTING MOTOR.....	25
BOTTOM COWLING 1.....	26
BOTTOM COWLING 2.....	28
STEERING 1.....	29
STEERING 2.....	32
STEERING FRICTION.....	33
CONTROL.....	34
BRACKET 1.....	36
BRACKET 2.....	38
BRACKET 3.....	40
BRACKET 4.....	42
POWER TRIM & TILT ASSY 1.....	44
POWER TRIM & TILT ASSY 2.....	47
UPPER CASING.....	48
OIL PAN.....	50
LOWER CASING & DRIVE 1.....	51
LOWER CASING & DRIVE 2.....	55
FUEL TANK 1.....	56
FUEL TANK 2.....	57
STEERING GUIDE.....	58
REMOTE CONTROL BOX.....	59
REMOTE CONTROL ASSY.....	60
METER.....	63

OPTIONAL PARTS.....	64
REPAIR KIT 1.....	65
REPAIR KIT 2.....	66

## INDEX

NUMERICAL INDEX.....	68
----------------------	----

# CONTENIDO

PARTES DE REPUESTO TEMPORALES.....	1
SOPORTE SUPERIOR.....	2
CILINDRO & CARTER 1.....	3
CIGUENAL & PISTON.....	5
CILINDRO & CARTER 2.....	6
VALVULA.....	8
ADMISION 1.....	9
ADMISION 2.....	10
BOMBA DE INYECTOR 1.....	11
BOMBA DE INYECTOR 2.....	13
BOMBA DE ACEITE.....	15
COMBUSTIBLE.....	16
GENERADOR.....	18
EQUIPO ELECTRICO 1.....	19
EQUIPO ELECTRICO 2.....	20
EQUIPO ELECTRICO 3.....	22
EQUIPO ELECTRICO 4.....	24
MOTOR DE ARRANQUE.....	25
CUBIERTA INFERIOR 1.....	26
CUBIERTA INFERIOR 2.....	28
DIRECCION 1.....	29
DIRECCION 2.....	32
FRICCION DE DIRECCION.....	33
CONTROL.....	34
SOPORTE 1.....	36
SOPORTE 2.....	38
SOPORTE 3.....	40
SOPORTE 4.....	42
COMPONER Y PODER VARILLA 1.....	44
COMPONER Y PODER VARILLA 2.....	47
FUNDA SUPERIOR.....	48
OIL PAN.....	50
IMPULSOR E INFERIOR 1.....	51
IMPULSOR E INFERIOR 2.....	55
DEPOSITO DE COMBUSTIBLE 1.....	56
DEPOSITO DE COMBUSTIBLE 2.....	57
DIRECCIONGUIAR.....	58
CONTROL REMOTO COMPLETO.....	59
CONTROL REMOTO COMPL.....	60
MEDIDOR.....	63

PARTES OPCIONALES.....	64
ESTUCHE REPARATION 1.....	65
ESTUCHE REPARATION 2.....	66

## INDICE

INDICE NUMERICO.....	68
----------------------	----

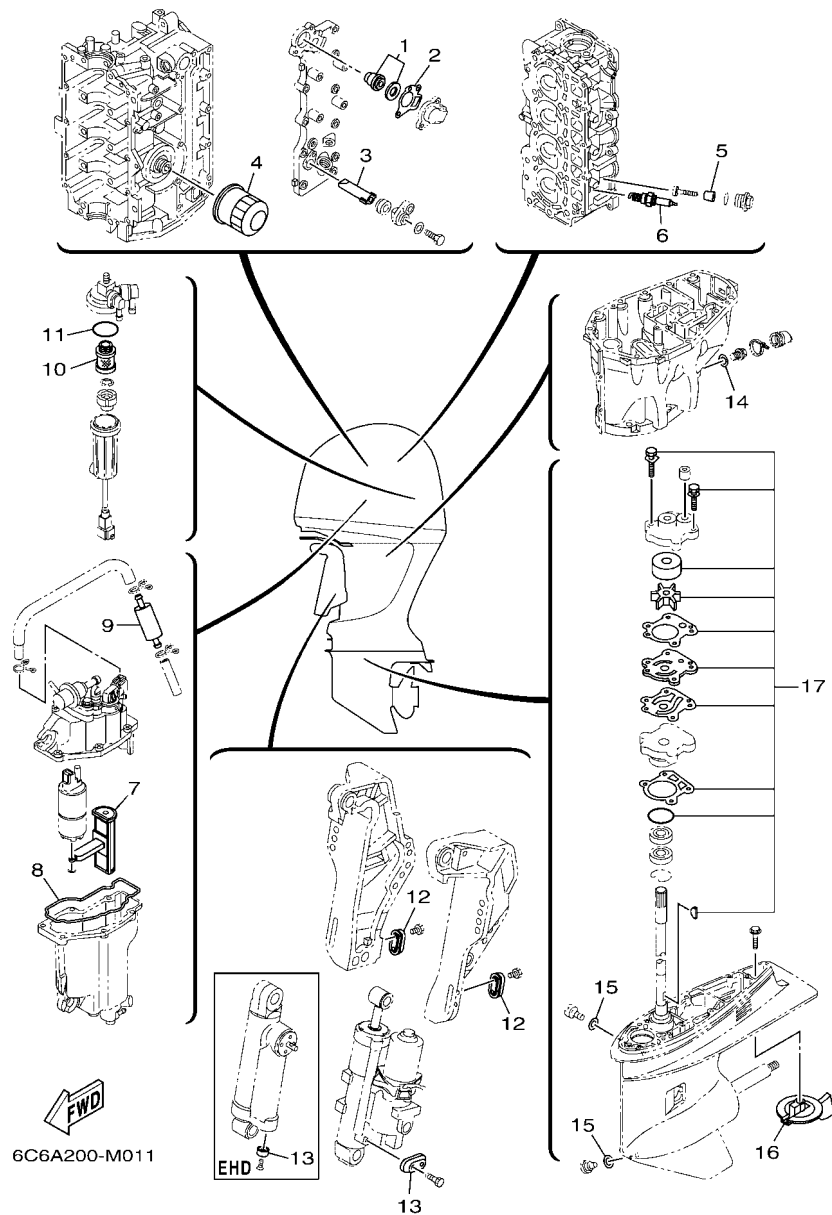
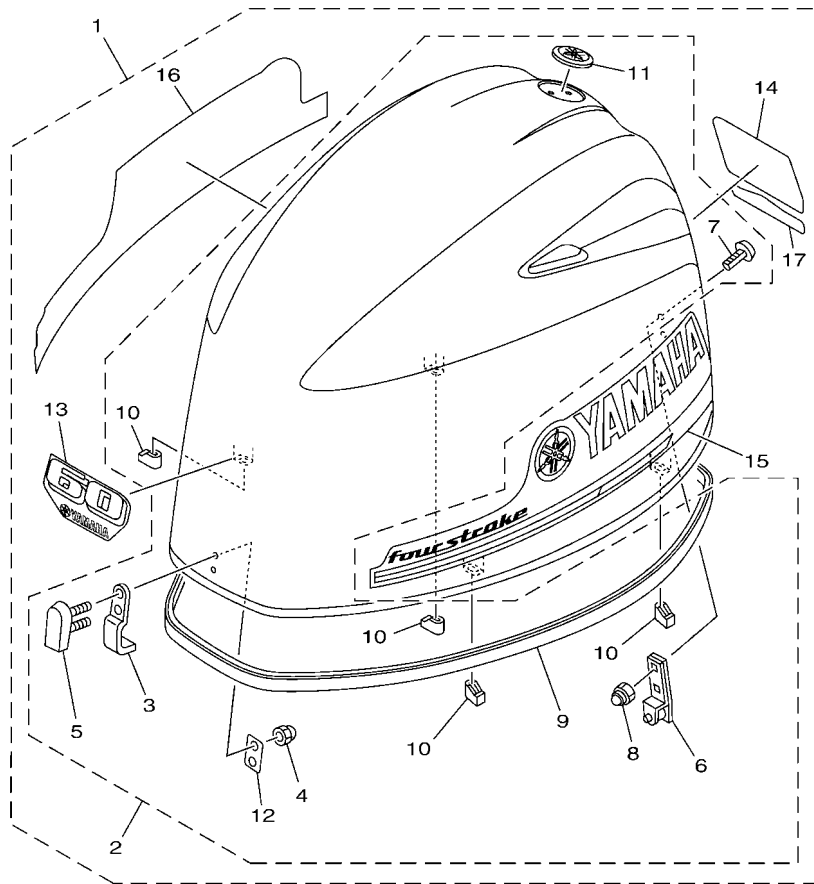


FIG. 1 SCHEDULED SERVICE PARTS

PARTES DE REPUESTO TEMPORALES

REF. NO.	PART NO. CODIGO N°	DESCRIPTION DESCRIPCION	EHD	EHT	ET	REMARKS OBSERVACIONES
1	6G8-12411-03	THERMOSTAT TERMOSTAT	1	1	1	
2	62Y-12414-00	GASKET, COVER EMPAQUE	1	1	1	
3	62Y-11325-00	ANODE ANODO	1	1	1	
4	5GH-13440-60	ELEMENT ASSY, OIL CLEANER ELEMENTO FILTRO DE ACEITE	1	1	1	
5	6G8-11325-00	ANODE ANODO	4	4	4	
6	94702-00418	PLUG, SPARK (NGK DPR6EB-9) BUJIA (NGK DPR6EB-9)	4	4	4	
7	6C5-13915-00	FILTER FILTRO	1	1	1	
8	6C5-14984-10	GASKET, FLOAT CHAMBER EMPAQUE CAMARA DE BOIA	1	1	1	
9	6C5-24251-00	STRAINER 1 COLADOR 1	1	1	1	
10	6D8-24563-00	ELEMENT, FILTER ELEMENTO DEL FILTRO	1	1	1	
11	6D8-24564-00	GASKET EMPAQUE	1	1	1	
12	65W-45251-00	ANODE CATODE	2	2	2	
13	663-45251-00	ANODE CATODE	1			
	65W-45251-00	ANODE CATODE		1	1	
14	90430-14M09	GASKET JUNTA	1	1	1	
15	90430-08003	GASKET JUNTA	2	2	2	
16	67F-45371-00	TAB-TRIM QUILLA ESTABILIZADOR	1	1	1	
17	6H3-W0078-02	WATER PUMP REPAIR KIT ESTUCHE REPARACION BOMBA AGUA	1	1	1	



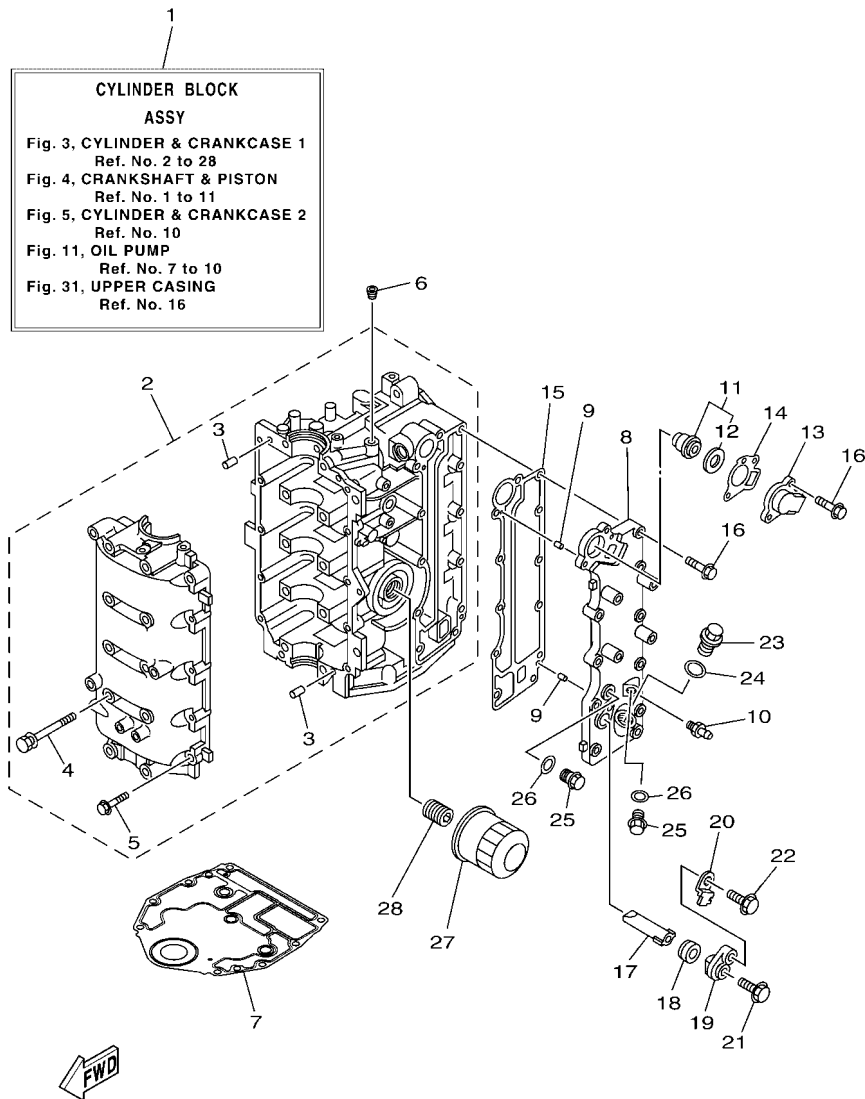
6C6E200-R020

FIG. 2 TOP COWLING

SOPORTE SUPERIOR

REF. NO.	PART NO. CODIGO N°	DESCRIPTION DESCRIPCION	EHD	EHT	ET	REMARKS OBSERVACIONES
1	6C6-42610-30	TOP COWLING ASSY SOPORTE SUPERIOR COMPL.			1	EXCEPT FOR MEX
	6C6-42610-40	TOP COWLING ASSY SOPORTE SUPERIOR COMPL.	1	1		EXCEPT FOR MEX FOR MEX
2	6CJ-4261A-00	.TOP COWLING W/O GRAPHICS .SOPORTE SUPERIOR SIN GRAFICOS	1	1	1	FOR MEX
3	6BG-42651-00	..HOOK ..GANCHO	1	1	1	
4	95380-05800	..NUT ..TUERCA	2	2	2	
5	6BG-42851-00	..COVER, CLAMP ..CUBIERTA, GRAMPA	1	1	1	
6	6BG-42652-00	..HOOK ..GANCHO	1	1	1	
7	90109-06047	..BOLT ..PERNO	2	2	2	
8	90185-06M05	..NUT, SELF-LOCKING ..TUERCA AUTOBLOCANTE	2	2	2	
9	6CJ-42615-00	..SEAL ..SELLO	1	1	1	
10	6BG-42662-00	..DAMPER ..AMORTIGUADOR	4	4	4	
11	6AH-42697-10	..TUNING FORK MARK ..MARCA, YAMAHA	1	1	1	
12	6BG-42649-00	..HOLDER, CLAMP BAND ..MORDAZA DE ABRAZADERA	1	1	1	
13	6C5-42677-10	.GRAPHIC, FRONT .CALCAMONIA FRONTAL			1	EXCEPT FOR MEX
	6C6-42677-00	.GRAPHIC, FRONT .CALCAMONIA FRONTAL	1	1		EXCEPT FOR MEX FOR MEX
14	6C6-42678-20	.GRAPHIC, REAR .CALCAMONIA TRASERA			1	EXCEPT FOR MEX
	6C6-42678-30	.GRAPHIC, REAR .CALCAMONIA TRASERA	1	1		EXCEPT FOR MEX FOR MEX
15	6CJ-42675-00	.GRAPHIC, SIDE 1 .CALCAMONIA LATERAL 1			1	EXCEPT FOR MEX
	6C6-42675-00	.GRAPHIC, SIDE 1 .CALCAMONIA LATERAL 1	1	1		EXCEPT FOR MEX FOR MEX
16	6CJ-42676-00	.GRAPHIC, SIDE 2 .CALCAMONIA LATERAL 2			1	EXCEPT FOR MEX
	6C6-42676-00	.GRAPHIC, SIDE 2 .CALCAMONIA LATERAL 2	1	1		EXCEPT FOR MEX FOR MEX
17	6AJ-4267A-00	.GRAPHIC, REAR 2 .CALCAMONIA TRASERA 2	1	1		EXCEPT FOR MEX FOR MEX





**CYLINDER BLOCK  
ASSY**  
 Fig. 3, CYLINDER & CRANKCASE 1  
 Ref. No. 2 to 28  
 Fig. 4, CRANKSHAFT & PISTON  
 Ref. No. 1 to 11  
 Fig. 5, CYLINDER & CRANKCASE 2  
 Ref. No. 10  
 Fig. 11, OIL PUMP  
 Ref. No. 7 to 10  
 Fig. 31, UPPER CASING  
 Ref. No. 16

6C6F200-S030

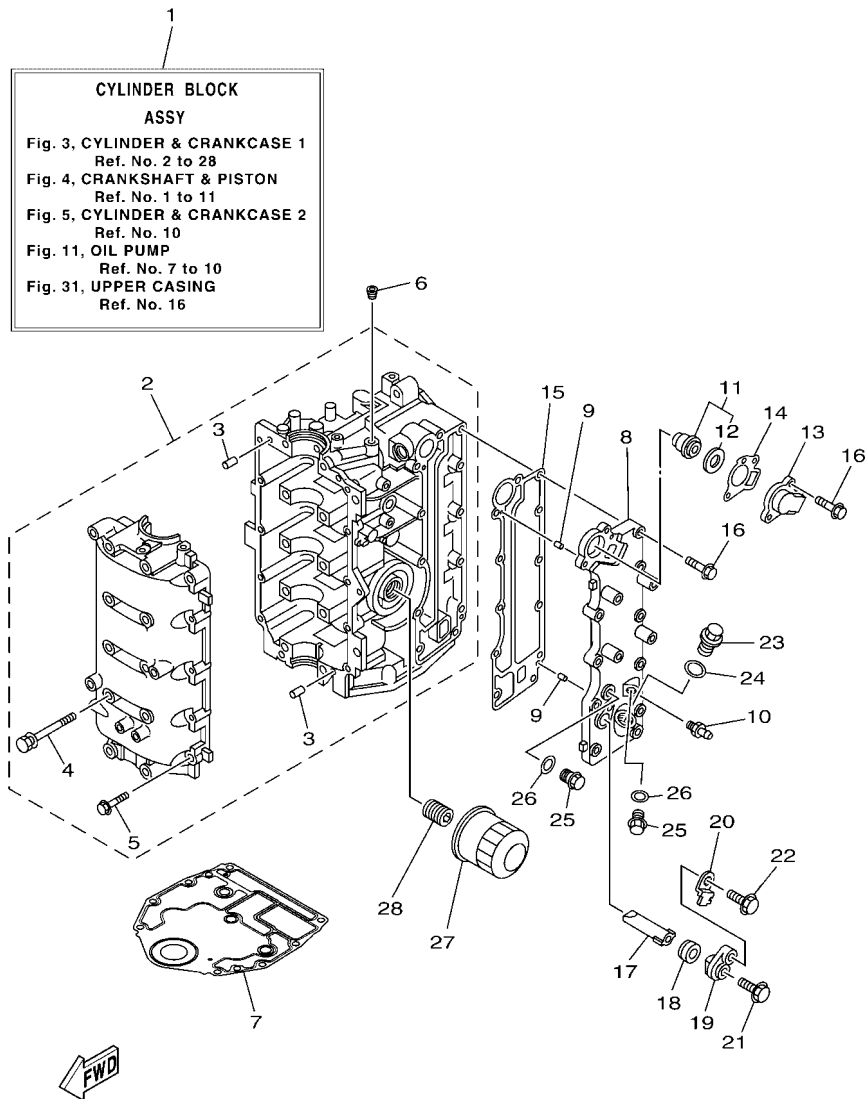
**FIG. 3 CYLINDER & CRANKCASE 1**

**CILINDRO & CARTER 1**

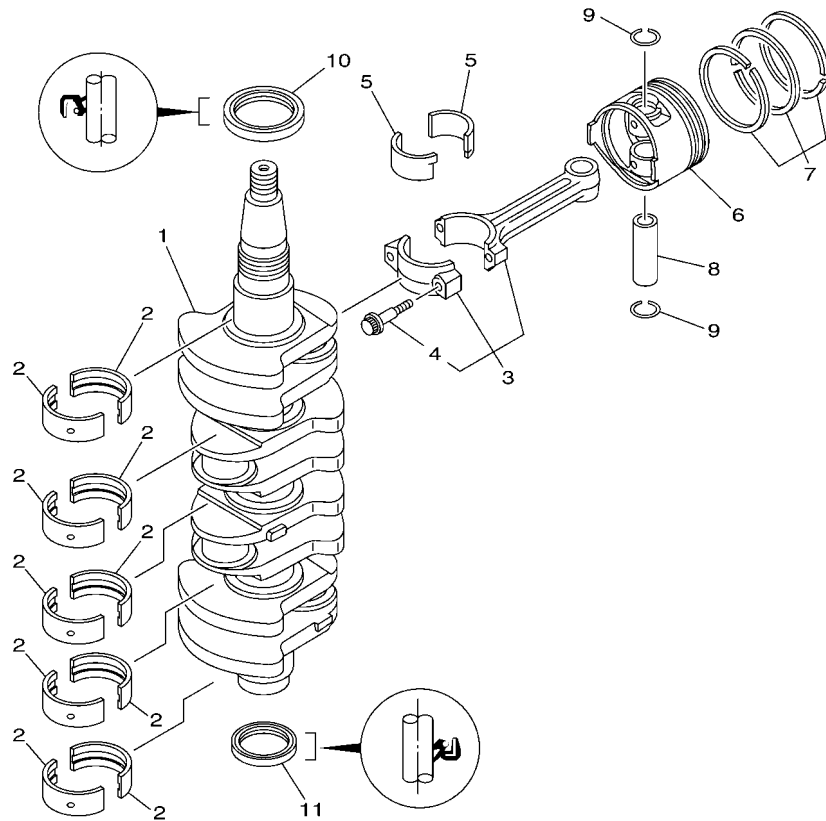
REF. NO.	PART NO. CODIGO N°	DESCRIPTION DESCRIPCION	EHD	EHT	ET	REMARKS OBSERVACIONES
1	6C5-W009B-06-9S	CYLINDER BLOCK ASSY CILINDRO BLOQUE COMPLETO	1	1	1	
2	6C5-15100-12	CRANKCASE ASSY CARTER COMPLETO	1	1	1	
3	93606-12019	.PIN, DOWEL .PASADOR DE CLAVIJA	4	4	4	
4	90119-08154	.BOLT, WITH WASHER .TORNILLO CON ARANDELA	10	10	10	
5	97513-06535	.BOLT, WITH WASHER .PERNO CON ARANDELA	10	10	10	
6	90344-51003	PLUG, TAPER SCREW TAPON DE TORNILLO AHUSADO	1	1	1	
7	6BG-11351-00	GASKET, CYLINDER JUNTA, DE CILINDRO	1	1	1	
8	6C5-41113-11-9S	OUTER COVER, EXHAUST CUBOERTA EXTERIOR DE ESCAPE	1	1	1	
9	93604-10M03	PIN, DOWEL PASADOR DE CLAVIJA	2	2	2	
10	62Y-12481-10	PIPE 1 TUBO 1	1	1	1	
11	6G8-12411-03	THERMOSTAT TERMOSTAT	1	1	1	
12	688-12412-00	.SEAL, THERMOSTAT .SELLO TERMOSTATO	1	1	1	
13	6C5-12413-00-9S	COVER, THERMOSTAT CUBIERTA TERMOSTATO	1	1	1	
14	62Y-12414-00	GASKET, COVER EMPAQUE	1	1	1	
15	6C5-41114-10	GASKET, EXHAUST OUTER COVER EMPAQUE	1	1	1	
16	90119-06MA5	BOLT, WITH WASHER TORNILLO CON ARANDELA	12	12	12	
17	62Y-11325-00	ANODE ANODO	1	1	1	
18	66M-11328-00	GROMMET, ANODE TAPON	1	1	1	
19	66M-11327-00-94	COVER, ANODE CUBIERTA DE ANODO	1	1	1	
20	66M-12535-00	PLATE EMPAQUETADURA	1	1	1	
21	97595-05512	BOLT, WITH WASHER PERNO CON ARANDELA	1	1	1	
22	97E95-06520	BOLT, HEXAGON W/W DEEP RECESS TORNILLO HEXAGONAL CON RONDONA	1	1	1	
23	90340-18M09	PLUG, STRAIGHT SCREW TORNILLO, DE DRENAJE	1	1	1	
24	90201-186F1	WASHER, PLATE ARANDELA PLANA	1	1	1	
25	90340-14M06	PLUG, STRAIGHT SCREW TORNILLO, DE DRENAJE	2	2	2	
26	90430-14115	GASKET JUNTA	2	2	2	
27	5GH-13440-60	ELEMENT ASSY, OIL CLEANER ELEMENTO FILTRO DE ACEITE	1	1	1	

**FIG. 3 CYLINDER & CRANKCASE 1**

**CILINDRO & CARTER 1**



REF. NO.	PART NO. CODIGO N°	DESCRIPTION DESCRIPCION	EHD	EHT	ET			REMARKS OBSERVACIONES
28	6C5-12858-A0	BOLT, UNION PERNO DE UNION	1	1	1			
-----								
-----								
-----								
-----								
-----								
-----								
-----								
-----								

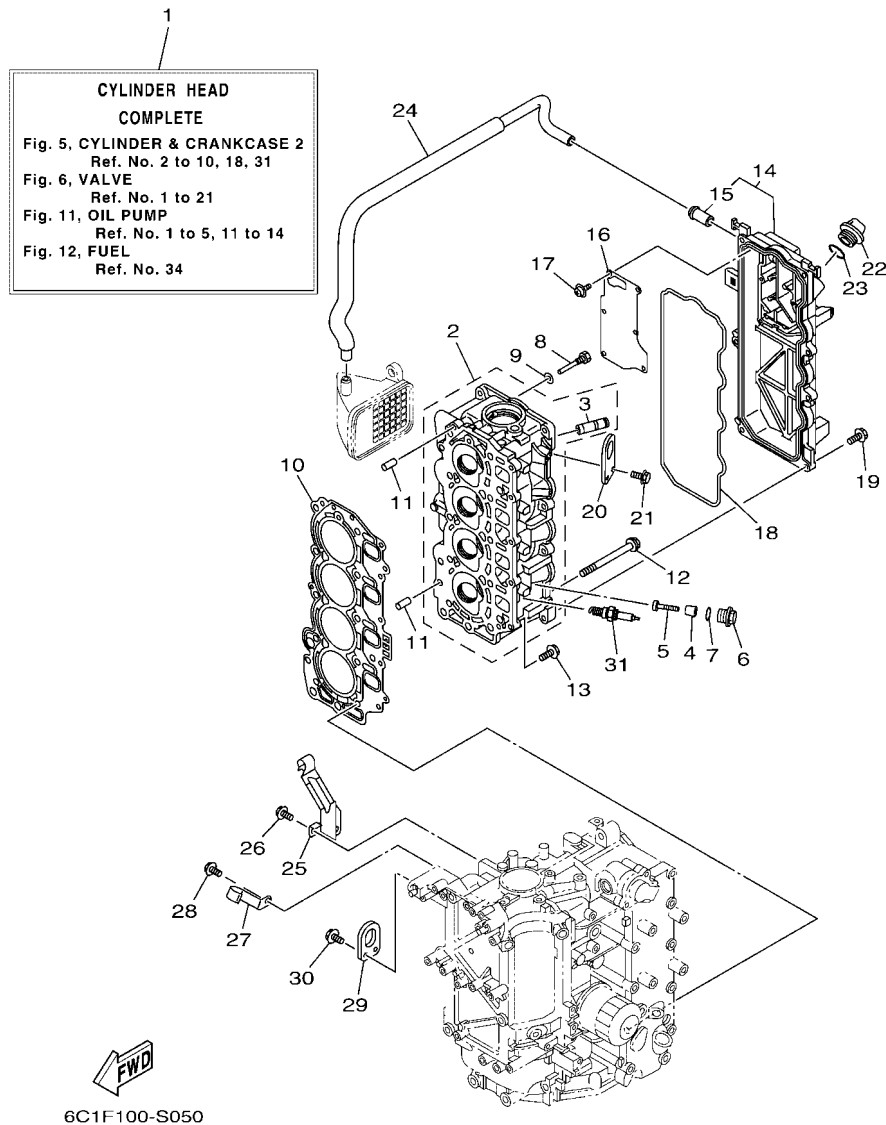


6C17110-K030

FIG. 4 CRANKSHAFT & PISTON

CIGUENAL & PISTON

REF. NO.	PART NO. CODIGO N°	DESCRIPTION DESCRIPCION	E/D	E/H	E/L	REMARKS OBSERVACIONES
1	6C5-11411-10	CRANKSHAFT CIGUENAL	1	1	1	
2	6BG-11416-00	PLANE BEARING, CRANKSHAFT 1 COJINETE PLANO 1	10	10	10	UR YELLOW UR YELLOW
	6BG-11416-10	PLANE BEARING, CRANKSHAFT 1 COJINETE PLANO 1	10	10	10	UR RED UR RED
	6BG-11416-20	PLANE BEARING, CRANKSHAFT 1 COJINETE PLANO 1	10	10	10	UR PINK UR PINK
	6BG-11416-30	PLANE BEARING, CRANKSHAFT 1 COJINETE PLANO 1	10	10	10	UR GREEN UR GREEN
3	6C5-11650-10	CONNECTING ROD ASSY BIELA COMPLETA	4	4	4	
4	6C5-11654-00	.BOLT, CONNECTING ROD .TORNILLO DE BIELA	2	2	2	
5	6CJ-11656-00	PLANE BEARING, CONNECTING ROD COJINETE PLANO	8	8	8	UR YELLOW UR YELLOW
	6CJ-11656-10	PLANE BEARING, CONNECTING ROD COJINETE PLANO	8	8	8	UR RED UR RED
	6CJ-11656-20	PLANE BEARING, CONNECTING ROD COJINETE PLANO	8	8	8	UR PINK UR PINK
	6CJ-11656-30	PLANE BEARING, CONNECTING ROD COJINETE PLANO	8	8	8	UR GREEN UR GREEN
6	69W-11631-01-97	PISTON (STD) PISTON (NORMA)	4	4	4	
	69W-11635-01	PISTON (0.25MM O/S) PISTON (0.25MM O/S)	4	4	4	AP AP
	69W-11636-01	PISTON (0.50MM O/S) PISTON (0.50MM O/S)	4	4	4	AP AP
7	67C-11603-00	PISTON RING SET (STD) JUEGO DE ANILLOS (NORMA)	4	4	4	
	67C-11604-00	PISTON RING SET (0.25MM O/S) JUEGO DE ANILLOS (0.25MM O/S)	4	4	4	AP AP
	67C-11605-00	PISTON RING SET (0.50MM O/S) JUEGO DE ANILLOS (0.50MM O/S)	4	4	4	AP AP
8	62Y-11633-00	PIN, PISTON PASADOR, PISTON	4	4	4	
9	93450-17129	CIRCLIP SEGURO	8	8	8	
10	93102-43M42	OIL SEAL SELLO ACEITE	1	1	1	
11	93101-35002	OIL SEAL SELLO ACEITE	1	1	1	



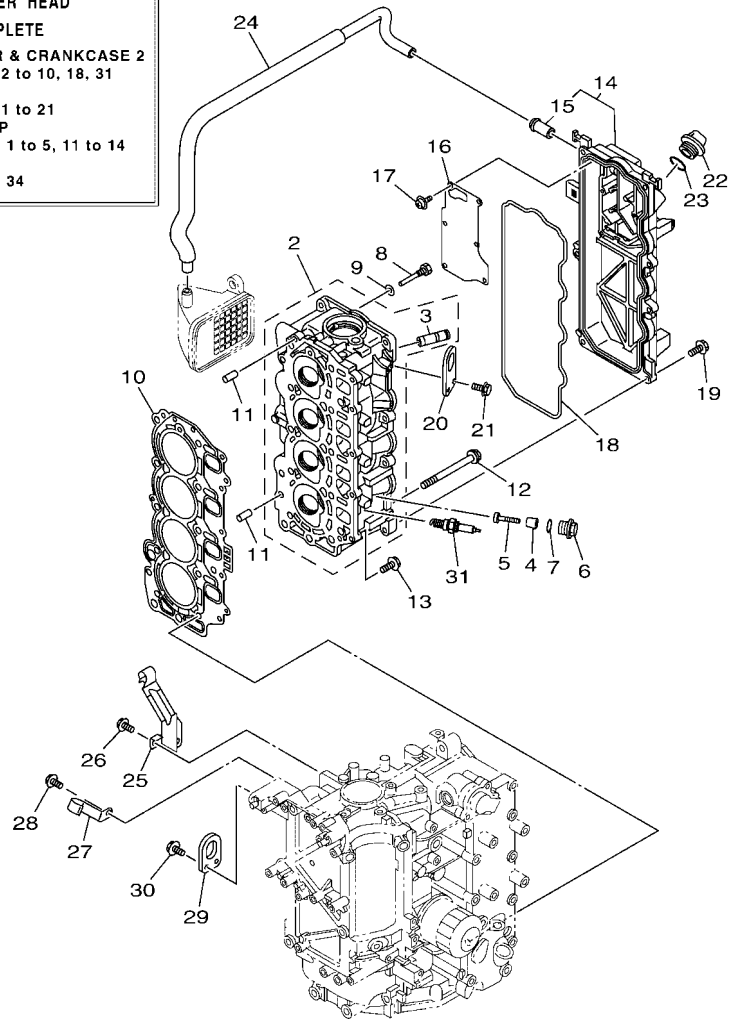
**CYLINDER HEAD COMPLETE**  
 Fig. 5, CYLINDER & CRANKCASE 2  
 Ref. No. 2 to 10, 18, 31  
 Fig. 6, VALVE  
 Ref. No. 1 to 21  
 Fig. 11, OIL PUMP  
 Ref. No. 1 to 5, 11 to 14  
 Fig. 12, FUEL  
 Ref. No. 34

**FIG. 5 CYLINDER & CRANKCASE 2**

**CILINDRO & CARTER 2**

REF. NO.	PART NO. CODIGO N°	DESCRIPTION DESCRIPCION	EHD	EHT	EL	REMARKS OBSERVACIONES
1	6C5-W009A-13-9S	CYLINDER HEAD COMPLETE CILINDRO CULATA COMPLETO	1	1	1	
2	6C5-11111-20-9S	HEAD, CYLINDER 1 CULATA CILINDRO 1	1	1	1	
3	62Y-11133-30	.GUIDE, VALVE 1 .GUIA DE VALVULA 1	8	8	8	
4	6G8-11325-00	ANODE ANODO	4	4	4	
5	98980-05025	SCREW, BIND TORNILLO DE LIGAR	4	4	4	
6	6G8-11197-A0	PLUG, BLIND TAPON, CIEGO	4	4	4	
7	93210-13M63	O-RING ANILLO O	4	4	4	
8	90109-06M65	BOLT PERNO	1	1	1	
9	90430-06014	GASKET JUNTA	1	1	1	
10	6C5-11181-01	GASKET, CYLINDER HEAD 1 JUNTA, DE CULATA 1	1	1	1	
11	99530-08012	PIN, DOWEL PASADOR, DE ESPIGA	2	2	2	
12	90105-09009	BOLT, FLANGE TORNILLO	10	10	10	
13	90119-06MA3	BOLT, WITH WASHER TORNILLO CON ARANDELA	5	5	5	
14	6C5-11191-02-9S	COVER, CYLINDER HEAD 1 TAPA CULATA DE CILINDRO 1	1	1	1	
15	62Y-14485-00	.PIPE, JOINT .TUBO DE UNION	1	1	1	
16	6C5-11168-00	COVER, BREATHER CUBIERTA RESPIRADERO	1	1	1	
17	97607-04210	SCREW, WITH WASHER TORNILLO CAB CON PLANA C/ARAN	6	6	6	
18	62Y-11356-00	SEAL, CYLINDER 2 RETEN ACEITE CILINDRO 2	1	1	1	
19	97E95-06520	BOLT, HEXAGON W/W DEEP RECESS TORNILLO HEXAGONAL CON RONDONA	7	7	7	
20	6CJ-11119-00	HANGER, ENGINE SOPORTE DEL MOTOR	1	1	1	
21	97E95-06520	BOLT, HEXAGON W/W DEEP RECESS TORNILLO HEXAGONAL CON RONDONA	2	2	2	
22	6G8-15363-00	PLUG, OIL TAPON DE ACEITE	1	1	1	
23	93210-24M79	O-RING ANILLO O	1	1	1	
24	6C5-1531A-10	HOSE, BREATHER 1 MANGUERA DE RESPIRADERO 1	1	1	1	
25	6C5-15378-00	HOLDER SOPORTE	1	1	1	
26	97E95-06514	BOLT, HEXAGON W/W DEEP RECESS TORNILLO HEXAGONAL CON RONDONA	1	1	1	
27	6C5-15378-11	HOLDER SOPORTE	1	1	1	

1  
**CYLINDER HEAD  
 COMPLETE**  
 Fig. 5, CYLINDER & CRANKCASE 2  
 Ref. No. 2 to 10, 18, 31  
 Fig. 6, VALVE  
 Ref. No. 1 to 21  
 Fig. 11, OIL PUMP  
 Ref. No. 1 to 5, 11 to 14  
 Fig. 12, FUEL  
 Ref. No. 34

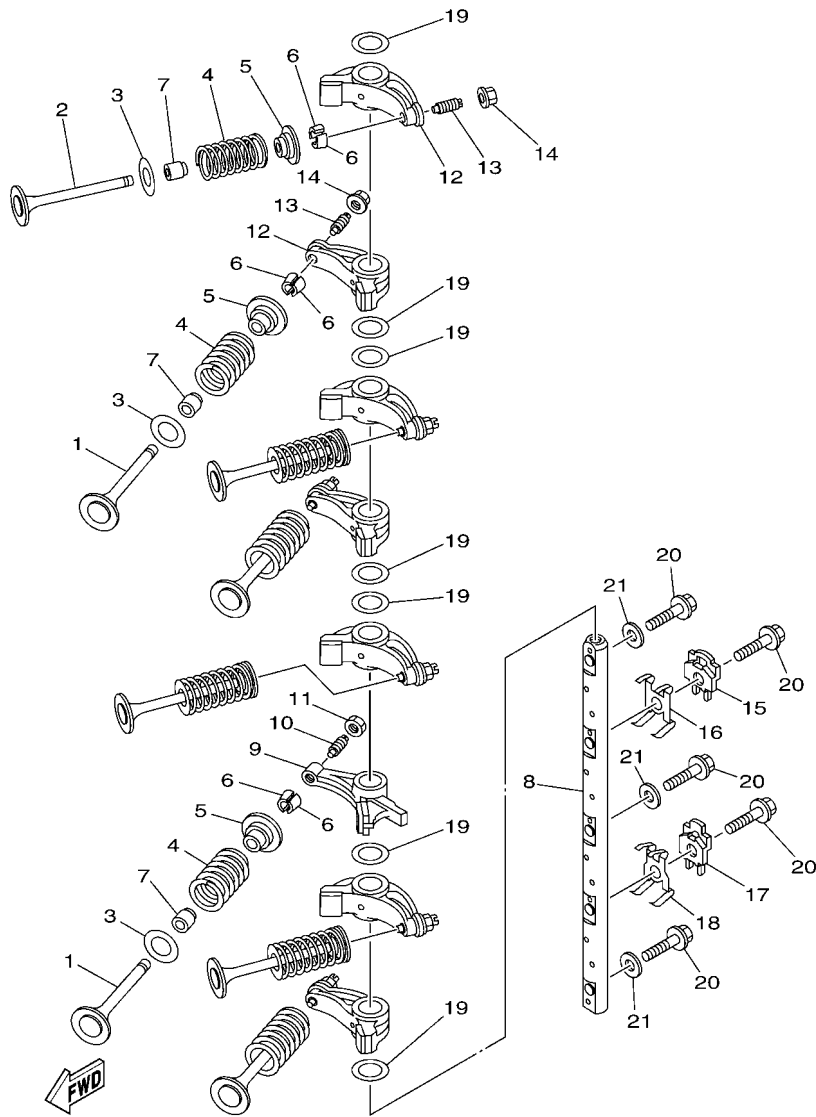


6C1F100-S050

**FIG. 5 CYLINDER & CRANKCASE 2**

**CILINDRO & CARTER 2**

REF. NO.	PART NO. CODIGO N°	DESCRIPTION DESCRIPCION	EHD	EHT	ET	REMARKS OBSERVACIONES
28	97E95-06514	BOLT, HEXAGON W/W DEEP RECESS TORNILLO HEXAGONAL CON RONDONA	1	1	1	
29	62Y-11119-00	HANGER, ENGINE SOPORTE DEL MOTOR	1	1	1	
30	97E95-06520	BOLT, HEXAGON W/W DEEP RECESS TORNILLO HEXAGONAL CON RONDONA	2	2	2	
31	94702-00418	PLUG, SPARK (NGK DPR6EB-9) BUJIA (NGK DPR6EB-9)	4	4	4	
-----						
-----						
-----						
-----						
-----						
-----						
-----						
-----						
-----						
-----						
-----						
-----						
-----						
-----						
-----						
-----						
-----						
-----						
-----						

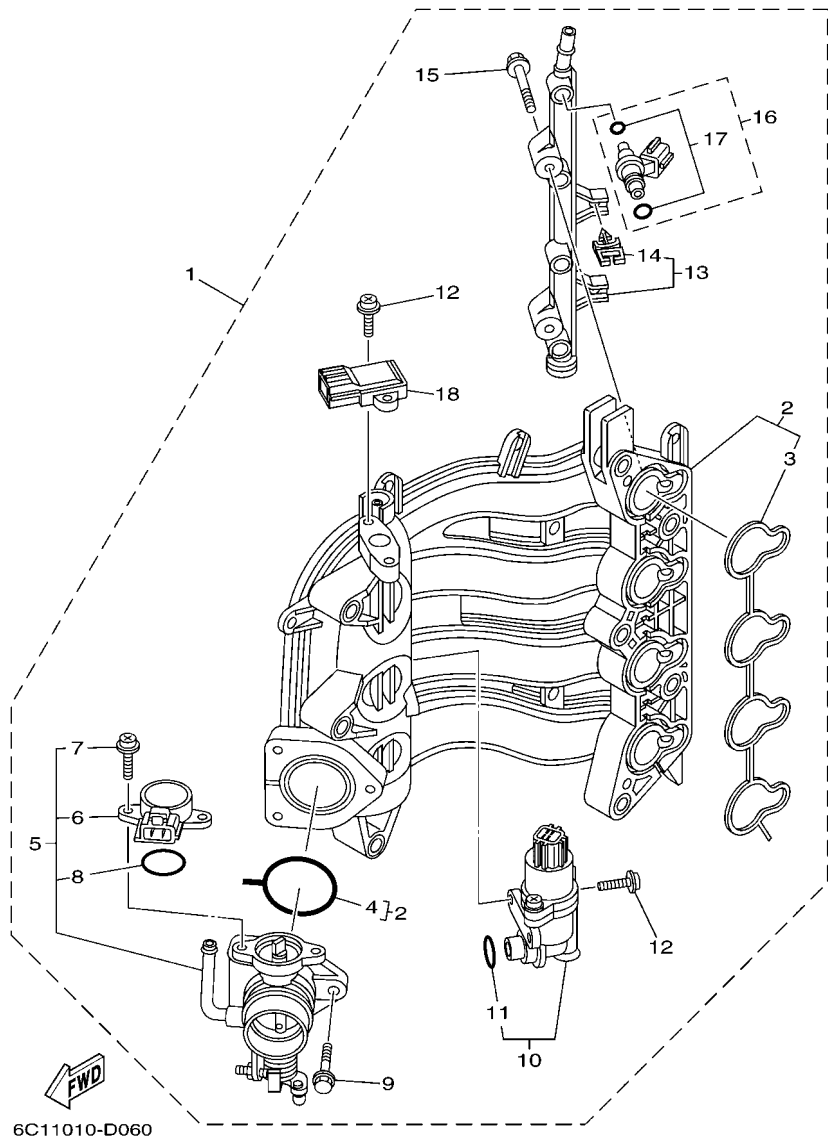


6C12100-E050

FIG. 6 VALVE

VALVULA

REF. NO.	PART NO. CODIGO N°	DESCRIPTION DESCRIPCION	EHD	EHT	ET	REMARKS OBSERVACIONES
1	69W-12111-00	VALVE, INTAKE VALVULA DE ADMISION	4	4	4	
2	69W-12121-10	VALVE, EXHAUST VALVULA DE ESCAPE	4	4	4	
3	62Y-12116-00	SEAT, VALVE SPRING ASIENTO RESORTE DE VALVULA	8	8	8	
4	51Y-12114-00	SPRING, VALVE OUTER RESORTE VALVULA EXTERIOR	8	8	8	
5	30X-12117-00	RETAINER, VALVE SPRING RETEN RESORTE DE VALVULA	8	8	8	
6	30X-12118-00	LOCK, VALVE SPRING RETAINER SEGURO DE VALVULA	16	16	16	
7	51Y-12119-00	SEAL, VALVE STEM SELLO DE ACEITE VALVULA	8	8	8	
8	6C5-12146-00	SHAFT, ROCKER ARBOL DE BALANCIN	1	1	1	
9	62Y-12151-00	ARM, VALVE ROCKER BRAZO DE BALANCIN DE VALVULA	1	1	1	
10	64J-12159-00	SCREW, VALVE ADJUSTING TORNILLO DE AJUSTE DE VALVULA	1	1	1	
11	62Y-12158-00	NUT, LOCK ARANDELA DE SEGURIDAD	1	1	1	
12	6C5-12151-00	ARM, VALVE ROCKER BRAZO DE BALANCIN DE VALVULA	7	7	7	
13	6C5-12159-00	SCREW, VALVE ADJUSTING TORNILLO DE AJUSTE DE VALVULA	7	7	7	
14	6C5-12158-00	NUT, LOCK ARANDELA DE SEGURIDAD	7	7	7	
15	6C5-12231-00	GUIDE, STOPPER 1 TOPE DE GUIA 1	1	1	1	
16	6C5-12233-00	PLATE, GUIDE STOPPER 1 PLACA DE TOPE DE GUIA 1	1	1	1	
17	6C5-12241-00	GUIDE, STOPPER 2 TOPE DE GUIA 2	1	1	1	
18	6C5-12243-00	PLATE, GUIDE STOPPER 2 PLACA DE TOPE DE GUIA 2	1	1	1	
19	90201-16014	WASHER, PLATE ARANDELA PLANA	7	7	7	
20	90105-08060	BOLT, FLANGE TORNILLO	5	5	5	
21	92990-08200	WASHER, PLAIN ARANDELA PLANA	3	3	3	



6C11010-D060

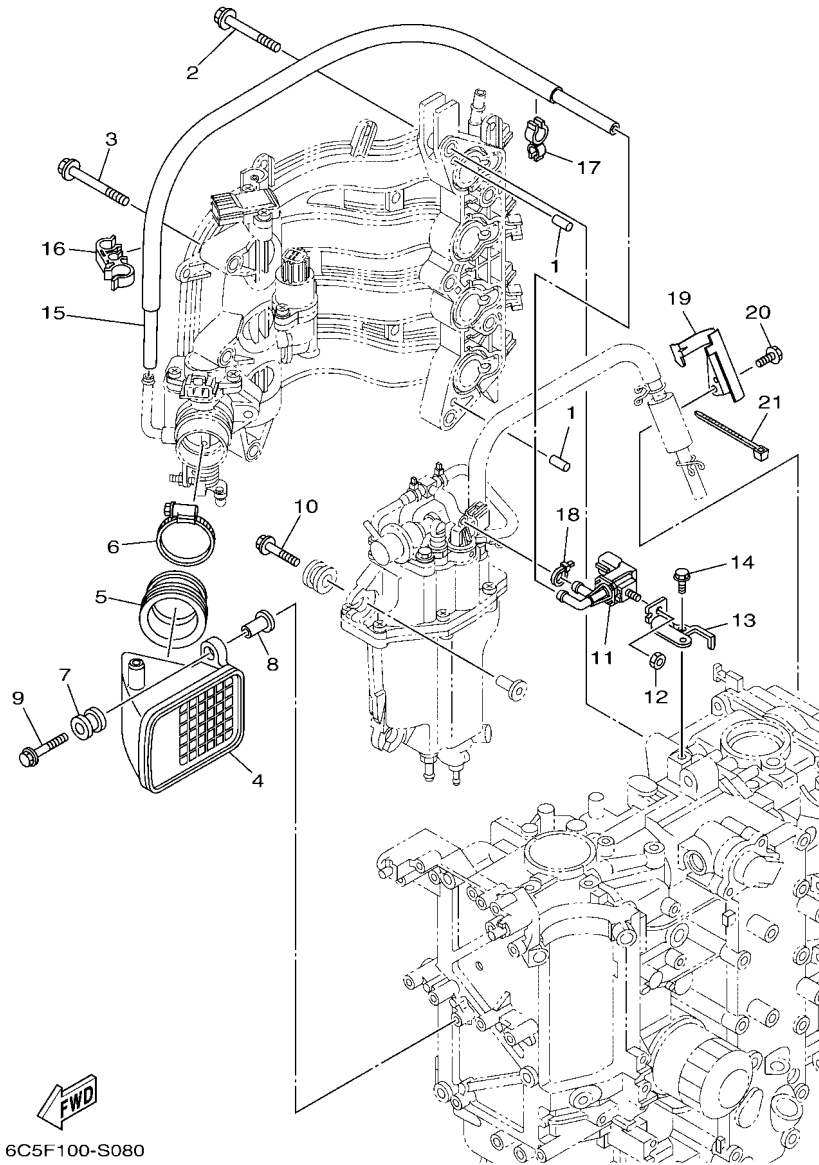
FIG. 7 INTAKE 1

ADMISION 1

REF. NO.	PART NO. CODIGO N°	DESCRIPTION DESCRIPCION	EHD	EHT	ET	REMARKS OBSERVACIONES
1	6C5-14200-01	INTAKE ASSY ADMISION COMPL.	1	1	1	
2	6C5-13641-01	.MANIFOLD, INTAKE 1 .CONECTOR DE ADMISION 1	1	1	1	
3	6C5-13645-00	.GASKET, MANIFOLD 1 .EMPAQUE	1	1	1	
4	6C5-13557-00	.GASKET .EMPAQUE	1	1	1	
5	6C5-13750-00	.THROTTLE BODY ASSY .CAJA DE ACELERADOR COMPL.	1	1	1	
6	6C5-85885-00	.THROTTLE SENSOR ASSY .TERMICA SENSORIO	1	1	1	
7	6C5-81145-00	.SCREW 1 .TORNILLO 1	2	2	2	
8	6C5-8182L-00	.O-RING 1 .ANILLO EN O	1	1	1	
9	6C5-14496-00	.BOLT .PERNO	3	3	3	
10	6C5-13105-01	.CONTROL VALVE ASSY .VALVULLA DE CONTROL COMPLET	1	1	1	
11	6C5-1319C-00	.O-RING .ANILLO O	1	1	1	
12	6C5-81146-10	.SCREW 2 .TORNILLO 2	4	4	4	
13	6C5-13161-00	.PIPE, DELIVERY 1 .TUBO CONDUCTOR 1	1	1	1	
14	90464-07M56	.CLAMP .BRIDA	2	2	2	
15	6C5-14446-00	.BOLT .PERNO	2	2	2	
16	6C5-13761-00	.INJECTOR .INYECTOR	4	4	4	
17	6C5-1410B-00	.PACKING KIT .JUEGO DE EMPAQUE	1	1	1	
18	68F-83688-00	.SENSOR ASSY .SENSOR COMP.	1	1	1	

FIG. 8 INTAKE 2

ADMISION 2



6C5F100-S080

REF. NO.	PART NO. CODIGO N°	DESCRIPTION DESCRIPCION	EHD	EHT	ET	REMARKS OBSERVACIONES
1	93608-12M05	PIN, DOWEL PASADOR DE CLAVIJA	2	2	2	
2	90119-08069	BOLT, WITH WASHER TORNILLO CON ARANDELA	5	5	5	
3	90119-06087	BOLT, WITH WASHER TORNILLO CON ARANDELA	3	3	3	
4	6C5-14440-10	SILENCER ASSY, INTAKE SILENCIADOR COMPL DE ADMISION	1	1	1	
5	6C5-14453-01	JOINT, AIR CLEANER 1 UNION DEL FILTRO DEL AIRE 1	1	1	1	
6	90450-50001	HOSE CLAMP ASSY BRIDA, MANGUERA	1	1	1	
7	6A0-82317-00	DAMPER, IGNITION COIL AMORTIGUADOR BOBINA ENCENDIDO	2	2	2	
8	90387-06119	COLLAR ESPACIADOR	2	2	2	
9	90119-06126	BOLT, WITH WASHER TORNILLO CON ARANDELA	2	2	2	
10	90119-06M61	BOLT, WITH WASHER TORNILLO CON ARANDELA	3	3	3	
11	6C5-86120-00	SOLENOID VALVE ASSY VALVULA SOLENOIDE CONJ.	1	1	1	
12	95380-06600	NUT, HEXAGON TUERCA	1	1	1	
13	6BG-86112-10	STAY, SOLENOID SOPORTE SOLENOIDE	1	1	1	
14	97E95-06516	BOLT, HEXAGON W/W DEEP RECESS TORNILLO HEXAGONAL CON RONDONA	1	1	1	
15	6C5-12576-00	HOSE 1 MANGUERA 1	1	1	1	
16	90464-15008	CLAMP BRIDA	1	1	1	
17	90464-12006	CLAMP BRIDA	1	1	1	
18	90465-11M10	CLAMP BRIDA	1	1	1	
19	6C5-13428-01	BRACKET, STRAINER 1 SOPORTE COLADOR 1	1	1	1	
20	97E95-06516	BOLT, HEXAGON W/W DEEP RECESS TORNILLO HEXAGONAL CON RONDONA	1	1	1	
21	90465-13M18	CLAMP BRIDA	1	1	1	



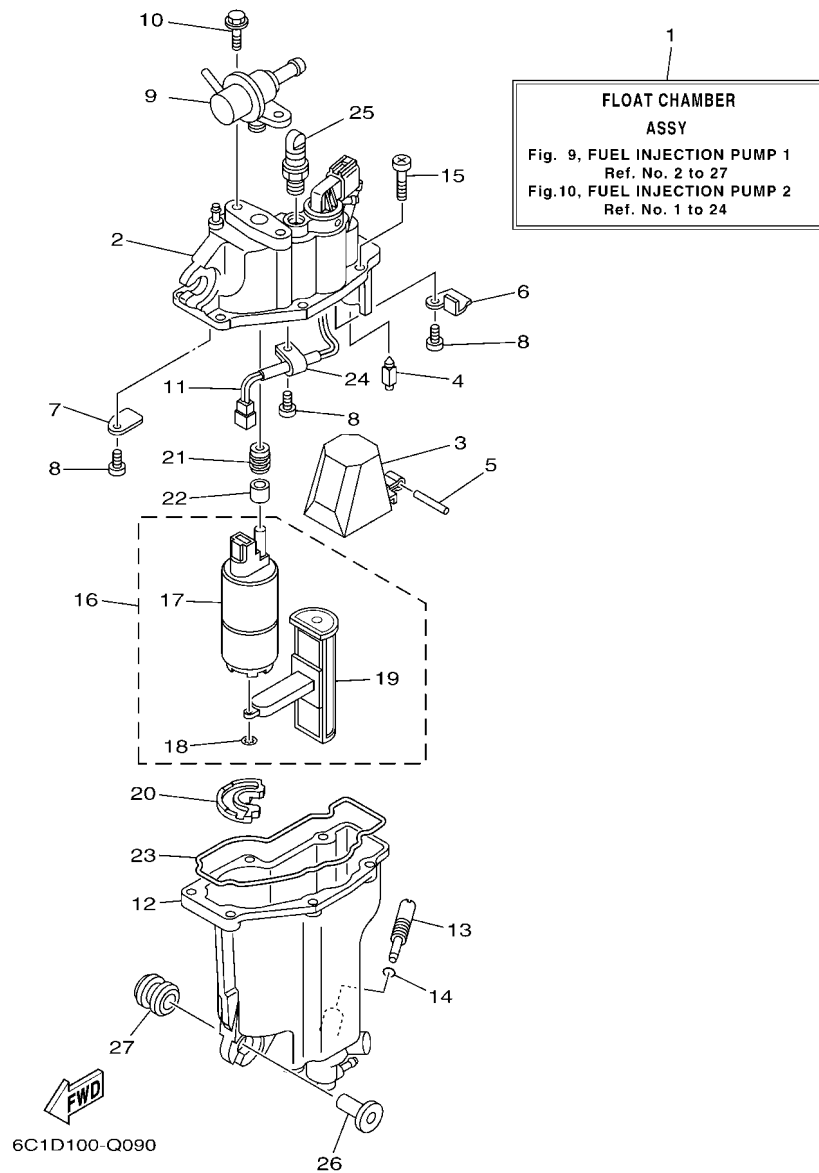
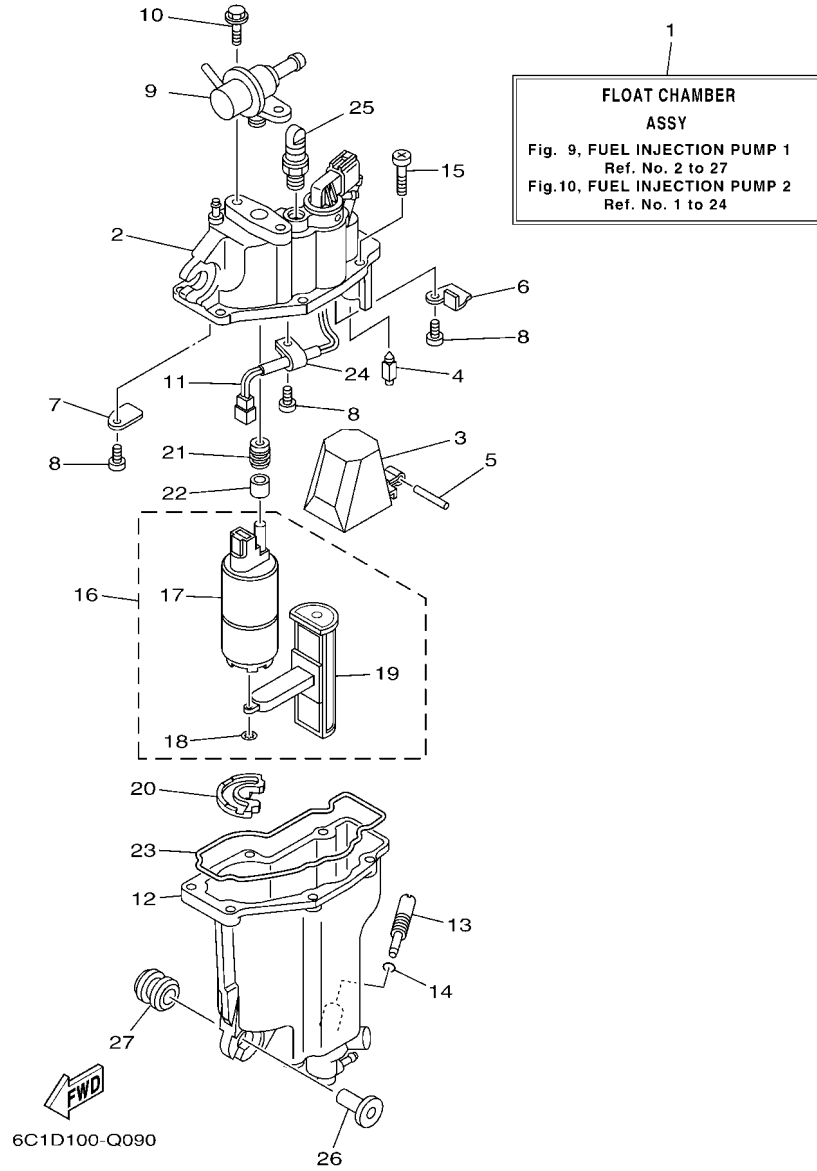


FIG. 9 FUEL INJECTION PUMP 1

BOMBA DE INYECTOR 1

REF. NO.	PART NO. CODIGO N°	DESCRIPTION DESCRIPCION	EHD	EHT	ET	REMARKS OBSERVACIONES
1	6C5-14180-03	FLOAT CHAMBER ASSY CAMARA DE BOIA COMPLETE	1	1	1	EXCEPT FOR CAR EXCEPT FOR CAR FOR CAR FOR CAR
	6C5-14180-22	FLOAT CHAMBER ASSY CAMARA DE BOIA COMPLETE			1	
2	6C5-14182-20	COVER, FLOAT CHAMBER TAPA DE CAMARA DE BOIA	1	1	1	
3	6C5-14985-00	FLOAT BOIA	1	1	1	
4	6C5-14546-10	VALVE, NEEDLE VALVULA DE AGUJA	1	1	1	
5	6C5-14386-00	PIN, FLOAT PASADOR DE BOIA	1	1	1	
6	6C5-2441R-10	PLATE, BAFFLE 1 PLACA DEFLECTORA 1	1	1	1	
7	6C5-2441T-10	PLATE, BAFFLE 2 PLACA DEFLECTORA 2	1	1	1	
8	6C5-24453-00	SCREW TORNILLO	3	3	3	
9	6C5-13906-01	REGULATOR, PRESSURE REGULADOR	1	1	1	
10	6C5-24592-00	BOLT TORNILLO	2	2	2	
11	6C5-87226-00	WIRE HARNESS ASSY CONJUNTO DE CABLES	1	1	1	
12	6C5-14960-20	BODY ASSY CAJA COMPL.	1	1	1	
13	6C5-14191-00	PLUG, DRAIN TORNILLO, DE DRENAJE	1	1	1	
14	6C5-14397-00	O-RING ANILLO O	1	1	1	
15	6C5-14567-00	SCREW TORNILLO	6	6	6	
16	6C5-13910-10	FUEL PUMP ASSY BOMBA DE COMBUSTIBLE COMPLETEA	1	1	1	
17	6C5-13907-00	.FUEL PUMP COMP. .BOMBA DE COMBUSTIBLE COMPLETEA	1	1	1	
18	6C5-14127-10	.CLIP .PRESILLA	1	1	1	
19	6C5-13915-00	.FILTER .FILTRO	1	1	1	
20	6C5-13593-00	DAMPER COJINETE DE RODILLOS	1	1	1	
21	6C5-13781-00	DAMPER, PUMP AMORTIGUADOR DE BOMBA	1	1	1	
22	6C5-13716-00	COLLAR COLLAR	1	1	1	
23	6C5-14984-10	GASKET, FLOAT CHAMBER EMPAQUE CAMARA DE BOIA	1	1	1	
24	6C5-21337-10	CLAMP, CABLE GRAMPA DE CABLE	1	1	1	
25	6C5-14225-00	CAP TAPA	1	1	1	
26	90387-06M69	COLLAR ESPACIADOR	3	3	3	



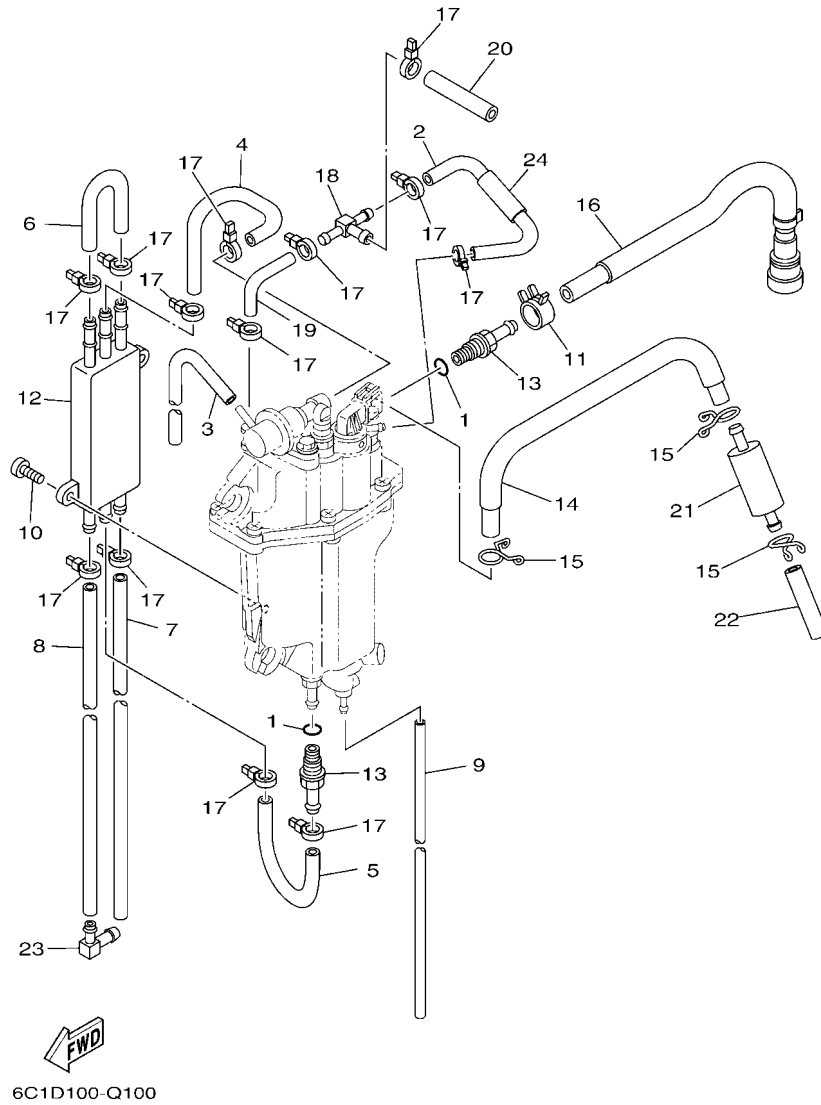
**FIG. 9 FUEL INJECTION PUMP 1**

**BOMBA DE INYECTOR 1**

REF. NO.	PART NO. CODIGO N°	DESCRIPTION DESCRIPCION	EHD	EHT	ET	REMARKS OBSERVACIONES
27	90480-09M12	GROMMET TAPON	3	3	3	
-----						
-----						
-----						
-----						
-----						
-----						
-----						
-----						
-----						
-----						
-----						
-----						
-----						
-----						
-----						
-----						
-----						
-----						
-----						
-----						
-----						
-----						
-----						

FIG. 10 FUEL INJECTION PUMP 2

BOMBA DE INYECTOR 2

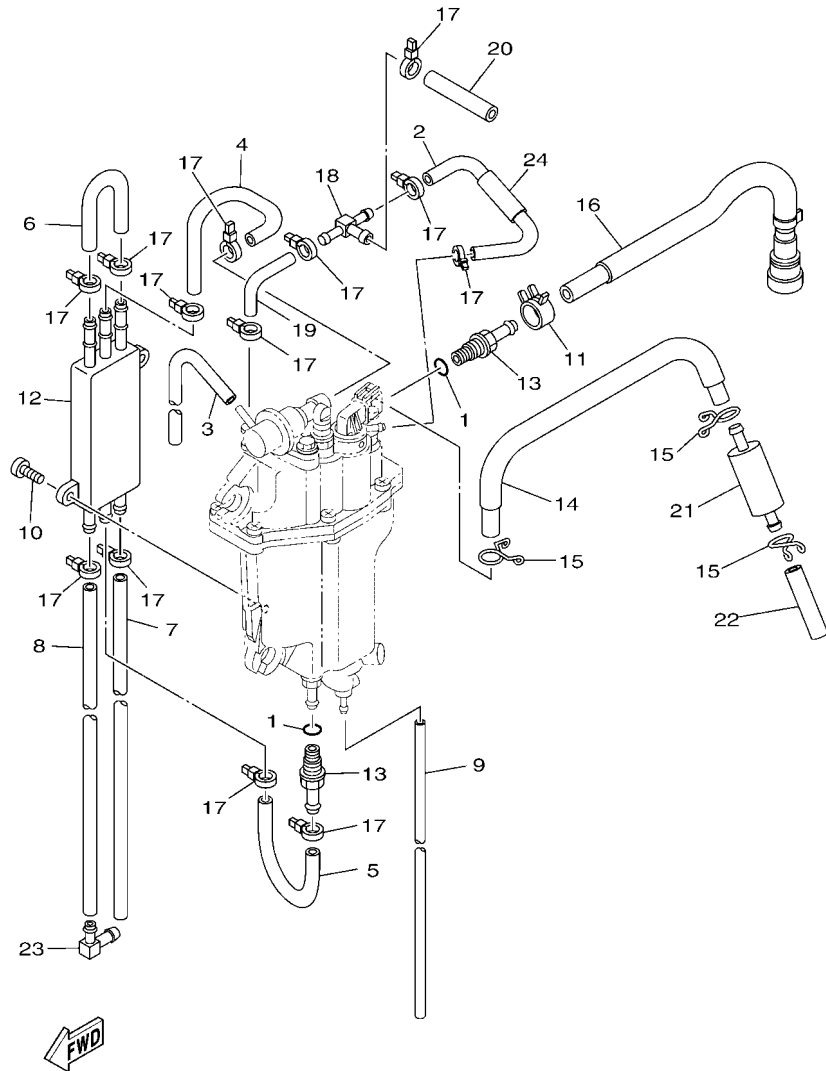


6C1D100-Q100

REF. NO.	PART NO. CODIGO N°	DESCRIPTION DESCRIPCION	EHD	EHT	EL	REMARKS OBSERVACIONES
1	6C5-13739-00	O-RING ANILLO O	2	2	2	
2	6C5-13546-00	HOSE 2 SELLO	1	1	1	
3	6C5-13542-00	HOSE, VACUUM SENSING 1 MANGUERA, DE VACIO 1	1	1	1	
4	6C5-24321-00	PIPE 10 TUBO 10	1	1	1	EXCEPT FOR CAR EXCEPT FOR CAR
	6C5-24321-20	PIPE 10 TUBO 10			1	FOR CAR FOR CAR
5	6C5-24322-00	PIPE 11 TUBO 11	1	1	1	EXCEPT FOR CAR EXCEPT FOR CAR
	6C5-24322-20	PIPE 11 TUBO 11			1	FOR CAR FOR CAR
6	6BG-24323-00	PIPE 12 TUBO 12	1	1	1	
7	6CJ-24324-00	PIPE 13 TUBO 13	1	1	1	
8	6CJ-24325-00	PIPE 14 TUBO 14	1	1	1	
9	6BG-14149-00	PIPE TUBO	1	1	1	
10	6C5-24444-00	SCREW TORNILLO	2	2	2	
11	6C5-13577-00	CLIP PRESILLA	1	1	1	
12	6C5-21841-01	COOLER ENFRIADOR	1	1	1	
13	6C5-14251-00	NIPPLE NIPLE	2	2	2	
14	6C5-14148-00	PIPE TUBO	1	1	1	EXCEPT FOR CAR EXCEPT FOR CAR
	6C5-14148-20	PIPE TUBO			1	FOR CAR FOR CAR
15	6C5-24387-00	CLIP MORDAZA	3	3	3	
16	6C5-13974-00	PIPE, FUEL 4 TUBO, COMBUSTIBLE 4	1	1	1	
17	90465-11M10	CLAMP BRIDA	13	13	13	
18	6C5-24379-00	PIPE, JOINT 4 TUBO DE UNION 4	1	1	1	
19	6C5-13545-00	HOSE 1 SELLO	1	1	1	
20	6C5-13547-00	HOSE 3 SELLO	1	1	1	
21	6C5-24251-00	STRAINER 1 COLADOR 1	1	1	1	
22	6C5-2451B-00	HOSE, FUEL INLET TUBO	1	1	1	EXCEPT FOR CAR EXCEPT FOR CAR
	6C5-2451B-20	HOSE, FUEL INLET TUBO			1	FOR CAR FOR CAR
23	6C5-1410F-00	NIPPLE, 1 NIPLE, 1	1	1	1	

FIG. 10 FUEL INJECTION PUMP 2

BOMBA DE INYECTOR 2

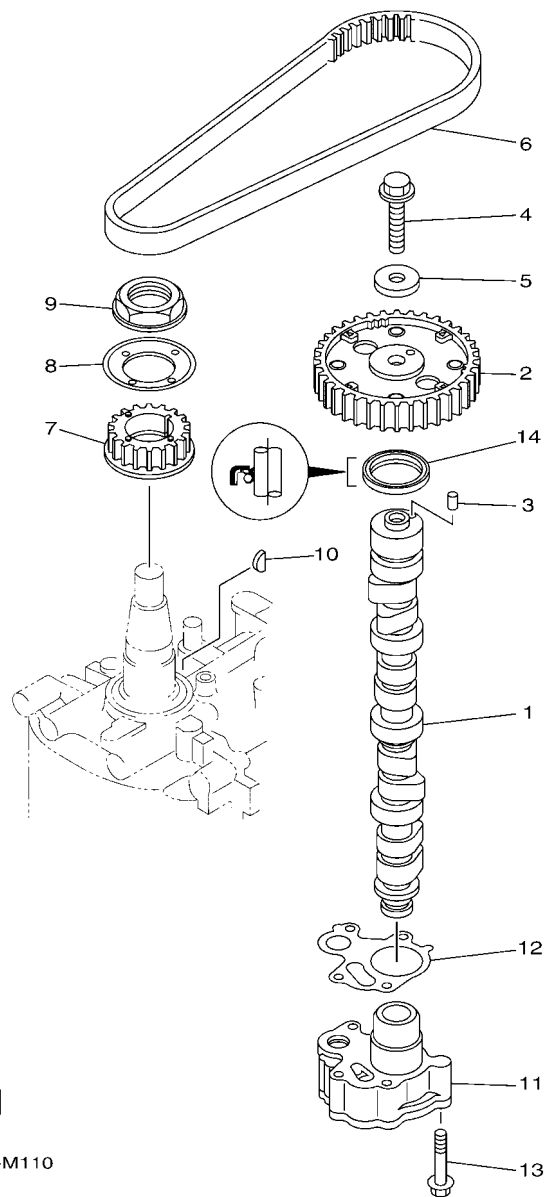


6C1D100-Q100

REF. NO.	PART NO. CODIGO N°	DESCRIPTION DESCRIPCION	EHD	EHT	ET	REMARKS OBSERVACIONES
24	6C5-13548-00	HOSE, AIR 4 TUBO DE AIRE 4	1	1	1	

FIG. 11 OIL PUMP

BOMBA DE ACEITE



6C1A100-M110

REF. NO.	PART NO. CODIGO N°	DESCRIPTION DESCRIPCION	EHD	EHT	ET	REMARKS OBSERVACIONES
1	6C5-12171-00	CAMSHAFT 1 ARBOL DE LEVAS 1	1	1	1	
2	6C5-11537-10	GEAR, DRIVEN ENGRANAJE TRACCION	1	1	1	
3	93605-17002	PIN, DOWEL PASADOR DE CLAVIJA	1	1	1	
4	95817-10035	BOLT, FLANGE TORNILLO	1	1	1	
5	90201-10144	WASHER, PLATE ARANDELA PLANA	1	1	1	
6	6C5-46241-00	BELT CORREA	1	1	1	
7	6C5-11536-00	GEAR, DRIVE ENGRANAJE TRACCION	1	1	1	
8	62Y-11557-00	WASHER 1 ARANDELA 1	1	1	1	
9	90179-35001	NUT TUERCA	1	1	1	
10	90280-03017	KEY, WOODRUFF CUNA WOODRUFF	1	1	1	
11	6C5-13300-01	OIL PUMP ASSY BOMBA DE ACEITE COMPLETA	1	1	1	
12	6C5-13329-00	GASKET, PUMP COVER EMPAQUE TAPA DE BOMBA	1	1	1	
13	90119-06025	BOLT, WITH WASHER TORNILLO CON ARANDELA	4	4	4	
14	93102-37M40	OIL SEAL SELLO ACEITE	1	1	1	

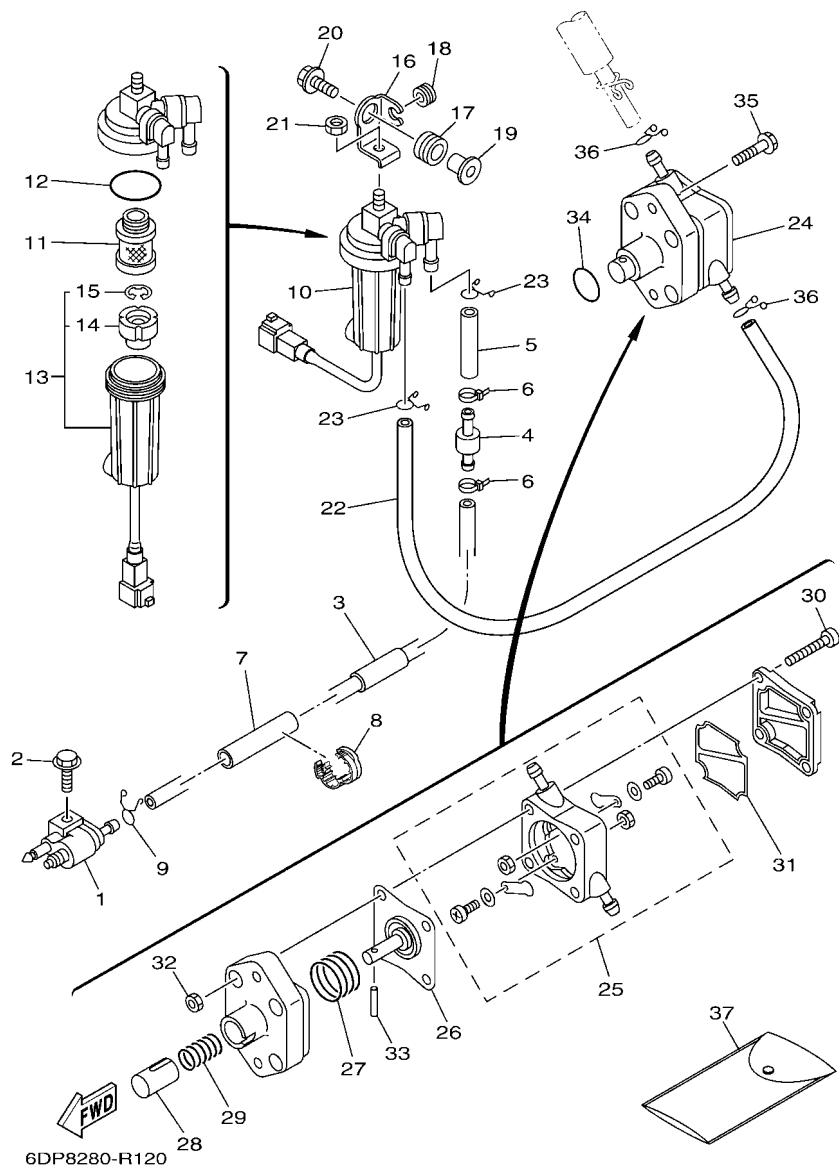


FIG. 12 FUEL

COMBUSTIBLE

REF. NO.	PART NO. CODIGO N°	DESCRIPTION DESCRIPCION	EHD	EHT	ET	REMARKS OBSERVACIONES
1	6G1-24304-10	FUEL PIPE JOINT COMP. 1 CONECTOR MANGUERA COMBUST.1	1	1	1	
2	97E95-06525	BOLT, HEXAGON W/W DEEP RECESS TORNILLO HEXAGONAL CON RONDONA	1	1	1	
3	6C5-24313-10	PIPE 3 TUBO 3	1	1	1	EXCEPT FOR CAR EXCEPT FOR CAR
	6C5-24313-20	PIPE 3 TUBO 3			1	FOR CAR FOR CAR
4	67F-24377-00	PIPE, JOINT 2 TUBO DE UNION 2	1	1	1	
5	90445-13M02	HOSE (L40) TUBO (L40)	1	1	1	EXCEPT FOR CAR EXCEPT FOR CAR
	90445-13020	HOSE (L40) TUBO (L40)			1	FOR CAR FOR CAR
6	90465-11M10	CLAMP BRIDA	2	2	2	
7	90446-13M11	HOSE (L65) TUBO (L65)	1	1	1	
8	90464-13227	CLAMP BRIDA	1	1	1	
9	90467-09M17	CLIP PRESILLA	1	1	1	
10	6D8-24560-01	FILTER ASSY FILTRO COMPLETO	1	1	1	
11	6D8-24563-00	.ELEMENT, FILTER .ELEMENTO DEL FILTRO	1	1	1	
12	6D8-24564-00	.GASKET .EMPAQUE	1	1	1	
13	6D8-24562-00	.CUP, FILTER .COPA DE FILTRO	1	1	1	
14	6D8-24469-00	.FLOAT, WATER LEVEL .BOIA	1	1	1	
15	6D8-24519-00	.CLIP .PRESILLA	1	1	1	
16	6C5-24566-11	BRACKET, FILTER SOPORTE DEL FILTRO	1	1	1	
17	90480-16013	GROMMET TAPON	1	1	1	
18	90480-10M58	GROMMET TAPON	1	1	1	
19	90387-08095	COLLAR ESPACIADOR	1	1	1	
20	90119-08148	BOLT, WITH WASHER TORNILLO CON ARANDELA	1	1	1	
21	95380-08600	NUT TUERCA	1	1	1	
22	90445-13M36	HOSE (L350) TUBO (L350)	1	1	1	EXCEPT FOR CAR EXCEPT FOR CAR
	6C5-24311-00	PIPE, FUEL 1 TUBO DE COMBUSTIBLE 1			1	FOR CAR FOR CAR
23	90467-10M04	CLIP PRESILLA	2	2	2	
24	6C5-24410-00	FUEL PUMP ASSY BOMBA DE COMBUSTIBLE COMPLETA	1	1	1	

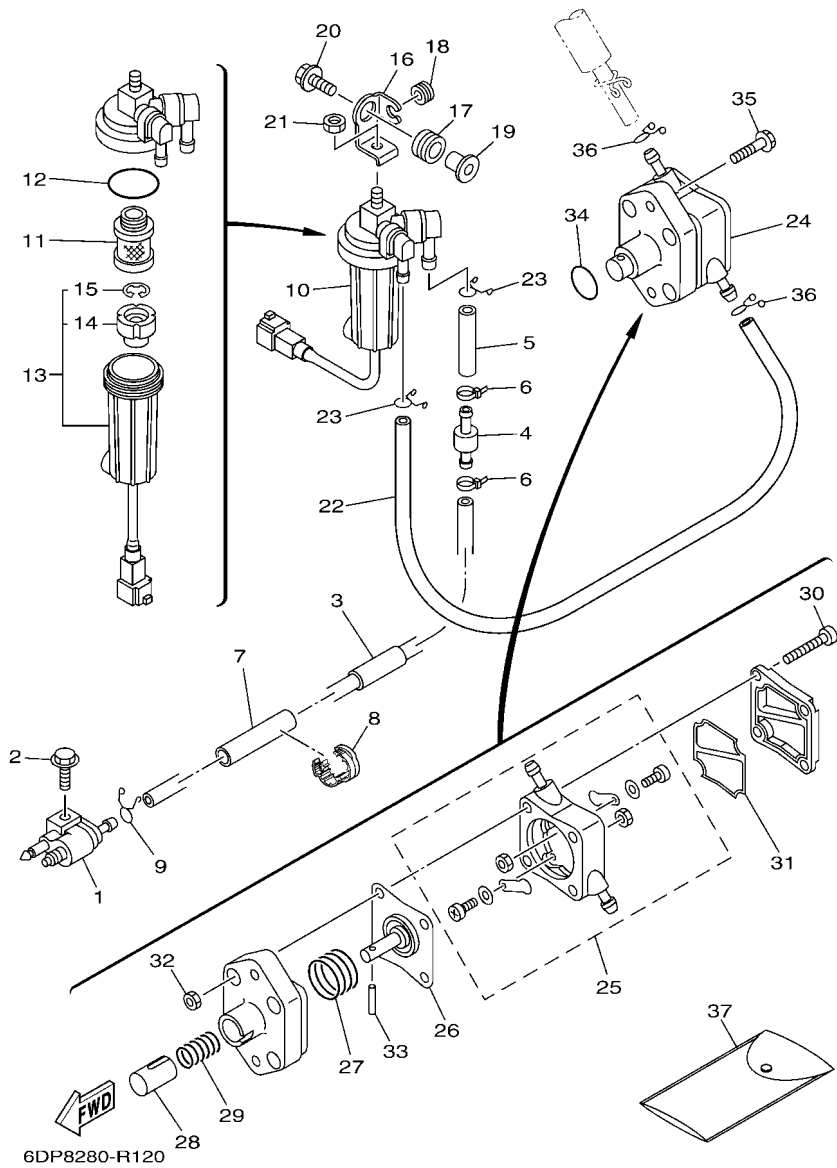


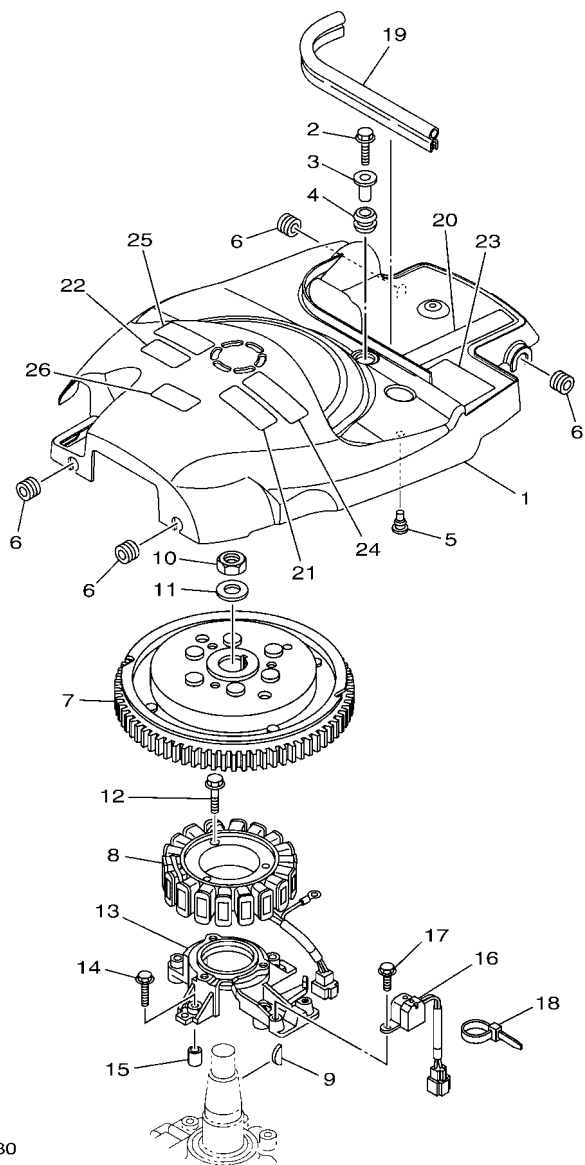
FIG. 12 FUEL

COMBUSTIBLE

REF. NO.	PART NO. CODIGO N°	DESCRIPTION DESCRIPCION	EHD	EHT	ET	REMARKS OBSERVACIONES
25	6C5-24415-00	.BODY 4 .CUERPO 4	1	1	1	
26	62Y-24411-02	.DIAPHRAGM .DIAFRAGMA	1	1	1	
27	62Y-24423-00	.SPRING, DIAPHRAGM .RESORTE DE DIAFRAGMA	1	1	1	
28	62Y-13131-00	.PLUNGER .ESPACIADOR	1	1	1	
29	62Y-24454-00	.SPRING .RESORTE	1	1	1	
30	62Y-24444-01	.SCREW .TORNILLO	4	4	4	
31	6C5-24471-00	.DIAPHRAGM .DIAFRAGMA	1	1	1	
32	95380-05600	.NUT .TUERCA	4	4	4	
33	62Y-24374-01	.PIN .PIN	1	1	1	
34	93210-24M79	O-RING ANILLO O	1	1	1	
35	97E95-06530	BOLT, HEXAGON W/W DEEP RECESS TORNILLO HEXAGONAL CON RONDONA	2	2	2	
36	90467-10M04	CLIP PRESILLA	2	2	2	
37	6C5-28100-00	TOOL KIT JUEGO DE HERRAMIENTAS	1	1	1	AP AP

FIG. 13 GENERATOR

GENERADOR



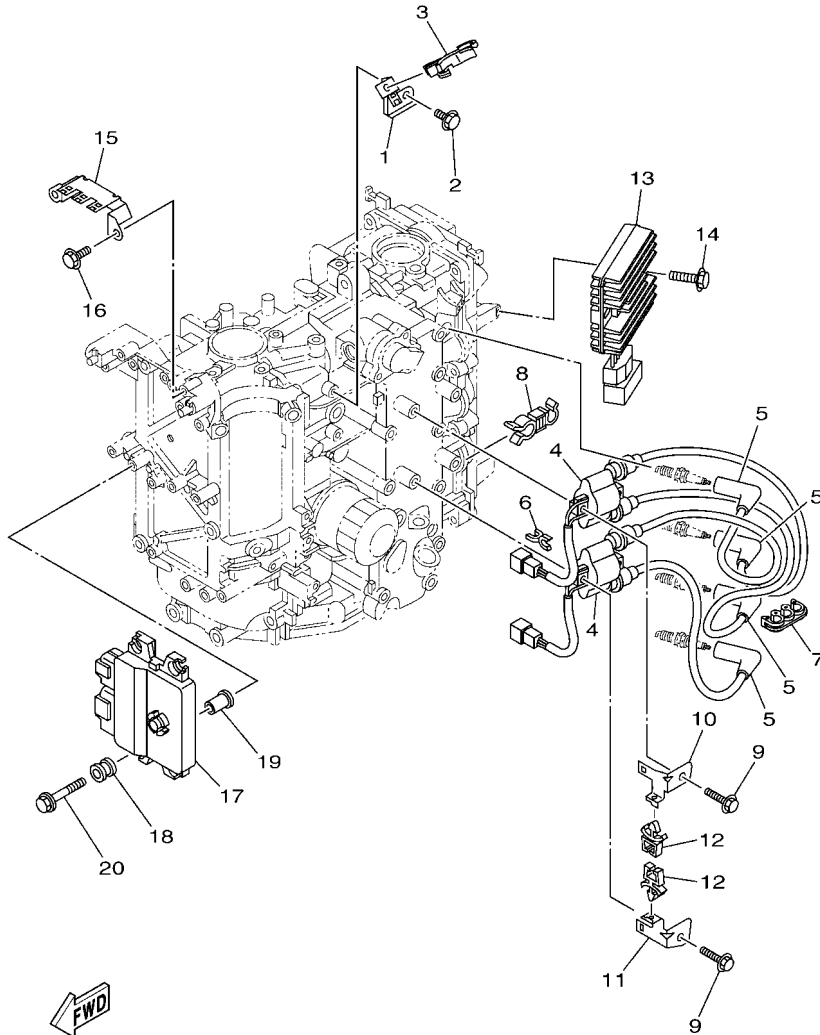
6C1F300-S130

REF. NO.	PART NO. CODIGO N°	DESCRIPTION DESCRIPCION	EHD	EHT	ET	REMARKS OBSERVACIONES
1	6C5-81337-10	COVER, FLYWHEEL CUBIERTA DE VOLANTE	1	1	1	
2	95D95-06020	BOLT, FLANGE DEEP RECESS CERROJO, REBORDE HUECO PROFUND	1	1	1	
3	90387-06285	COLLAR ESPACIADOR	1	1	1	
4	90480-15M31	GROMMET TAPON	1	1	1	
5	90480-06M19	GROMMET TAPON	1	1	1	
6	90480-12314	GROMMET TAPON	4	4	4	
7	6C5-81450-00	ROTOR ASSY ROTOR COMPLETO	1	1	1	
8	6C5-81410-01	STATOR ASSY ESTATOR COMPLETO	1	1	1	
9	6H4-11545-00	KEY, WOODRUFF CHAVETA WOODRUFF	1	1	1	
10	90170-20137	NUT TUERCA	1	1	1	
11	90201-21M18	WASHER, PLATE ARANDELA PLANA	1	1	1	
12	95023-06030	BOLT TORNILLO	3	3	3	
13	6C5-85561-00	BASE, MAGNETO BASE DE MAGNETO	1	1	1	
14	95023-06030	BOLT TORNILLO	4	4	4	
15	99530-08012	PIN, DOWEL PASADOR, DE ESPIGA	2	2	2	
16	62Y-85580-00	COIL, PULSER BOBINA DE PULSACION	1	1	1	
17	97595-05512	BOLT, WITH WASHER PERNO CON ARANDELA	2	2	2	
18	90465-13M97	CLAMP BRIDA	1	1	1	
19	6CB-42617-00	DAMPER, FORM HULE DE FORMA	1	1	1	
20	6C5-13437-63	MARK, CAUTION MARKER	1	1	1	
21	6EE-81995-40	LABEL, WARNING ETIQUETA DE PRECAUCION	1	1	1	
22	6EE-81995-50	LABEL, WARNING ETIQUETA DE PRECAUCION			1	FOR CAR FOR CAR
23	62Y-83626-00	MARK 6 MARCA 6	1	1	1	
24	6EE-81994-40	LABEL, SAFETY ETIQUETA DE SEGURIDAD	1	1	1	
25	6EE-81994-50	LABEL, SAFETY ETIQUETA DE SEGURIDAD			1	FOR CAR FOR CAR
26	6AG-81996-00	MARK MARCA			1	FOR CAR FOR CAR



FIG. 14 ELECTRICAL 1

EQUIPO ELECTRICO 1

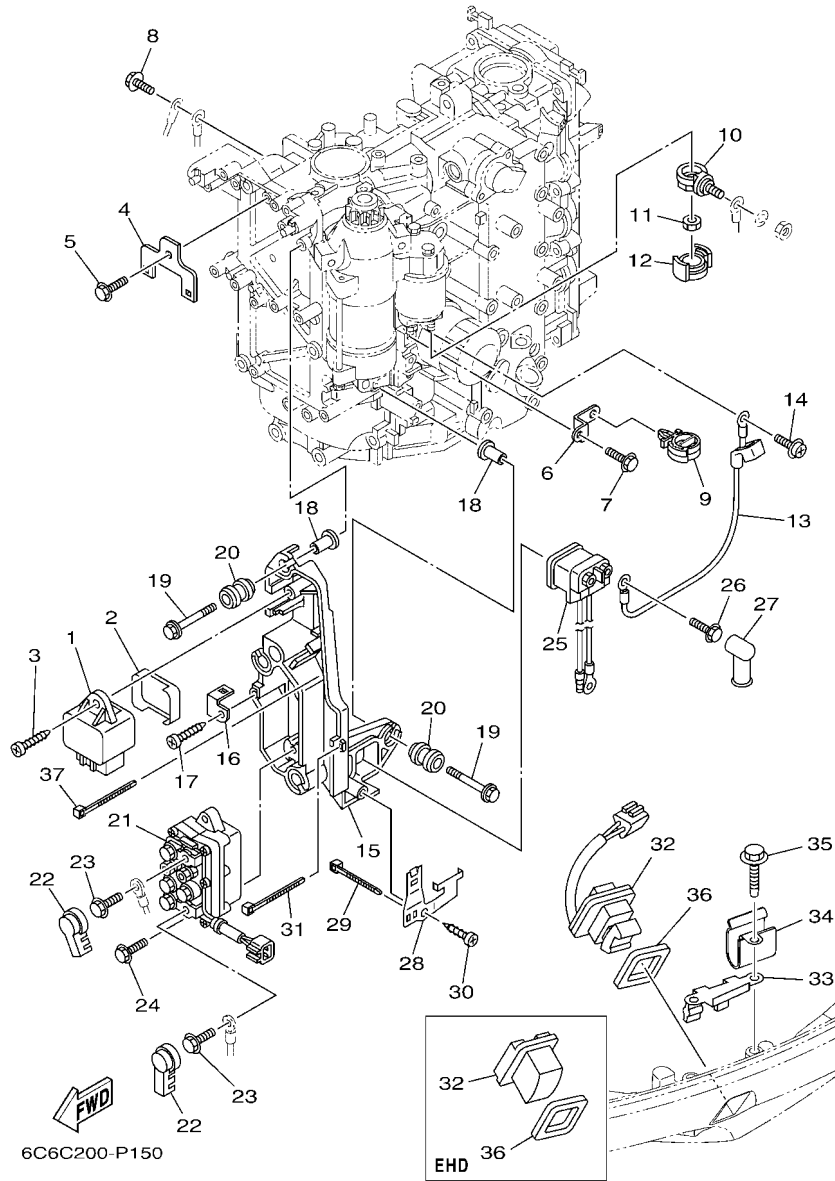


6C1E100-R140

REF. NO.	PART NO. CODIGO N°	DESCRIPTION DESCRIPCION	EHD	EHT	EL	REMARKS OBSERVACIONES
1	6C5-85525-00	PLATE PLACA	1	1	1	
2	97E95-06514	BOLT, HEXAGON W/W DEEP RECESS TORNILLO HEXAGONAL CON RONDONA	1	1	1	
3	90464-18246	CLAMP BRIDA	1	1	1	
4	63P-82310-01	IGNITION COIL ASSY BOBINA DE ENCENDIDO COMPLETA	2	2	2	
5	6CJ-82340-00	HIGH TENSION CORD ASSY 1 CABLE ALTA TENSION COMPL 1	4	4	4	
6	90464-07M41	CLAMP BRIDA	1	1	1	
7	90464-07M05	CLAMP BRIDA	1	1	1	
8	90464-13013	CLAMP BRIDA	1	1	1	
9	97E95-06525	BOLT, HEXAGON W/W DEEP RECESS TORNILLO HEXAGONAL CON RONDONA	4	4	4	
10	6C5-82316-01	BRACKET, IGNITION COIL SOPORTE BOBINA ENCENDIDO	1	1	1	
11	6C5-82316-11	BRACKET, IGNITION COIL SOPORTE BOBINA ENCENDIDO	1	1	1	
12	90464-06001	CLAMP BRIDA	2	2	2	
13	68V-81960-10	RECTIFIER & REGULATOR ASSY RECTIFICADOR Y REGULADOR	1	1	1	
14	97E95-06525	BOLT, HEXAGON W/W DEEP RECESS TORNILLO HEXAGONAL CON RONDONA	2	2	2	
15	6C5-82171-00	STAY, FUSE BOX SOPORTE CAJA DE FUSIBLES	1	1	1	
16	97E95-06514	BOLT, HEXAGON W/W DEEP RECESS TORNILLO HEXAGONAL CON RONDONA	2	2	2	
17	6C5-8591A-35	ENGINE CONTROL UNIT ASSY UNIDAD CONTROL	1	1	1	
18	6C5-82317-00	DAMPER, IGNITION COIL AMORTIGUADOR BOBINA ENCENDIDO	4	4	4	
19	90387-06119	COLLAR ESPACIADOR	4	4	4	
20	90119-06M59	BOLT, WITH WASHER TORNILLO CON ARANDELA	4	4	4	

FIG. 15 ELECTRICAL 2

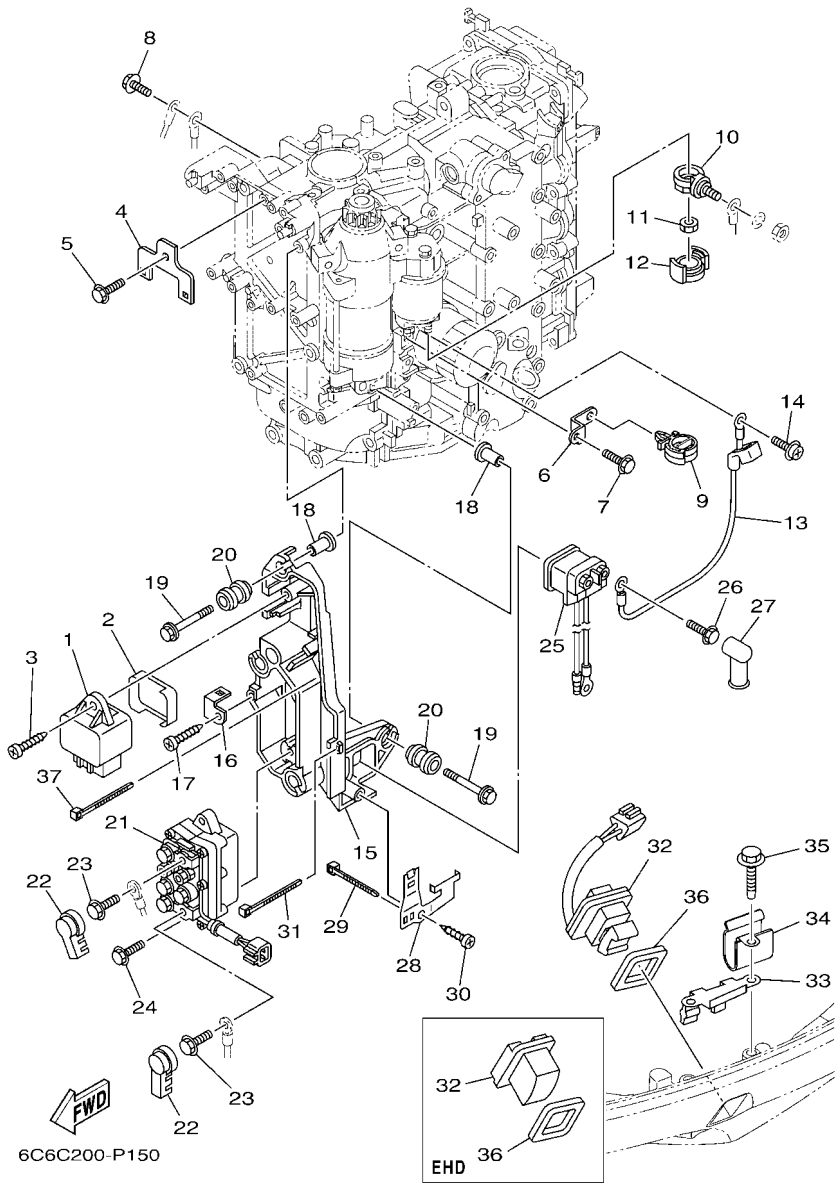
EQUIPO ELECTRICO 2



REF. NO.	PART NO. CODIGO N°	DESCRIPTION DESCRIPCION	EHD	EHT	ET	REMARKS OBSERVACIONES
1	60E-81950-00	RELAY ASSY RELE COMPLETO	1	1	1	
2	6C5-81336-00	GROMMET TAPON PROTECTOR	1	1	1	
3	97780-60620	SCREW, TAPPING TORNILLO DE CABEZA DE CONO ACH	1	1	1	
4	6C5-8257V-00	PLATE, CONNECTOR PLACA DE CONECTOR	1	1	1	
5	97E95-06514	BOLT, HEXAGON W/W DEEP RECESS TORNILLO HEXAGONAL CON RONDONA	1	1	1	
6	6C5-85525-10	PLATE PLACA	1	1	1	
7	97E95-06620	BOLT, HEXAGON W/W DEEP RECESS TORNILLO HEXAGONAL CON RONDONA	3	3	3	
8	97E95-06620	BOLT, HEXAGON W/W DEEP RECESS TORNILLO HEXAGONAL CON RONDONA	1	1	1	
9	90464-12183	CLAMP BRIDA	1	1	1	
10	60V-81925-00	TERMINAL TERMINAL	1	1	1	
11	90179-08003	NUT TUERCA	1	1	1	
12	68F-82582-00	CAP,1 TAPA 1	1	1	1	
13	6C5-81815-00	CORD, STARTER MOTOR CABLE, MOTOR DE ARRANQUE	1	1	1	
14	90159-04005	SCREW, WITH WASHER TORNILLO CON VALONA	1	1	1	
15	6C5-81948-00	BRACKET SOPORTE	1	1	1	
16	6C5-85548-01	HOLDER SOSTEN	1	1	1	
17	97780-60620	SCREW, TAPPING TORNILLO DE CABEZA DE CONO ACH	1	1	1	
18	90387-06119	COLLAR ESPACIADOR	4	4	4	
19	90119-06M59	BOLT, WITH WASHER TORNILLO CON ARANDELA	4	4	4	
20	6A0-82317-00	DAMPER, IGNITION COIL AMORTIGUADOR BOBINA ENCENDIDO	4	4	4	
21	63P-81950-00	RELAY ASSY RELE COMPLETO		1	1	
22	6P2-8183X-00	CAP, TERMINAL CUBIERTA DE TERMINAL		2	2	
23	97E95-06610	BOLT, HEXAGON W/W DEEP RECESS TORNILLO HEXAGONAL CON RONDONA		2	2	
24	97E95-06520	BOLT, HEXAGON W/W DEEP RECESS TORNILLO HEXAGONAL CON RONDONA		2	2	
25	68V-8194A-00	RELAY RELE	1	1	1	
26	97E95-06610	BOLT, HEXAGON W/W DEEP RECESS TORNILLO HEXAGONAL CON RONDONA	2	2	2	
27	6G5-82119-00	COVER, LEAD WIRE CUBIERTA DE CABLE CONDUCTOR	2	2	2	

FIG. 15 ELECTRICAL 2

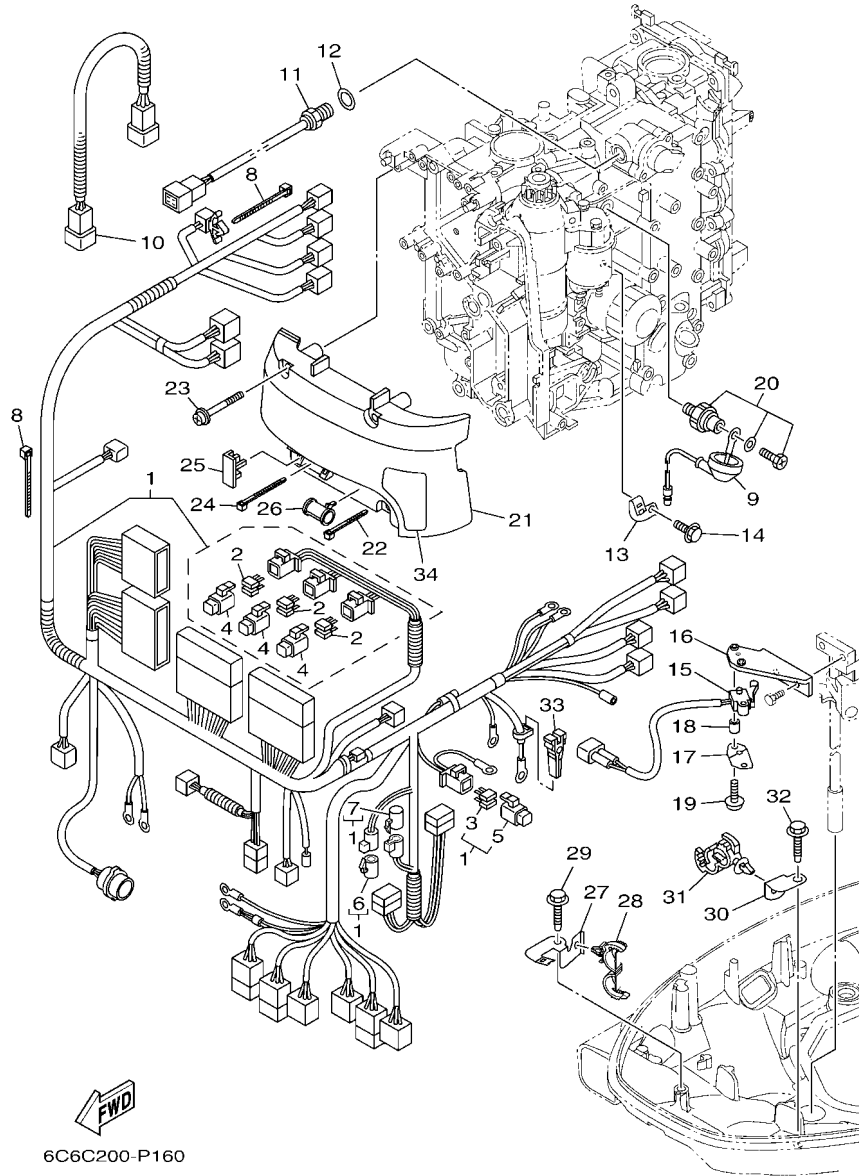
EQUIPO ELECTRICO 2



REF. NO.	PART NO. CODIGO N°	DESCRIPTION DESCRIPCION	EHD	EHT	ET	REMARKS OBSERVACIONES
28	6C5-81953-00	STAY, RELAY SOPORTE DE RELE	1	1	1	
29	90465-11M10	CLAMP BRIDA	1	1	1	
30	97780-60620	SCREW, TAPPING TORNILLO DE CABEZA DE CONO ACH	1	1	1	
31	90465-13M97	CLAMP BRIDA	1	1	1	
32	69J-42723-01	COVER, BOTTOM CUBIERTA INFERIOR	1			
-----						
	69J-82563-01	TRIM & TILT SWITCH ASSY INTERRUPTOR DE INCLINACION		1	1	
33	6BG-83614-00	BRACKET SOPORTE	1	1	1	
34	90465-08M89	CLAMP BRIDA	1	1	1	
35	90109-06M86	BOLT PERNO	2	2	2	
36	69J-82587-00	GASKET EMPAQUETADURA	1	1	1	
-----						
37	90465-13M97	CLAMP BRIDA	2	2	2	
-----						
-----						
-----						
-----						
-----						
-----						
-----						

FIG. 16 ELECTRICAL 3

EQUIPO ELECTRICO 3

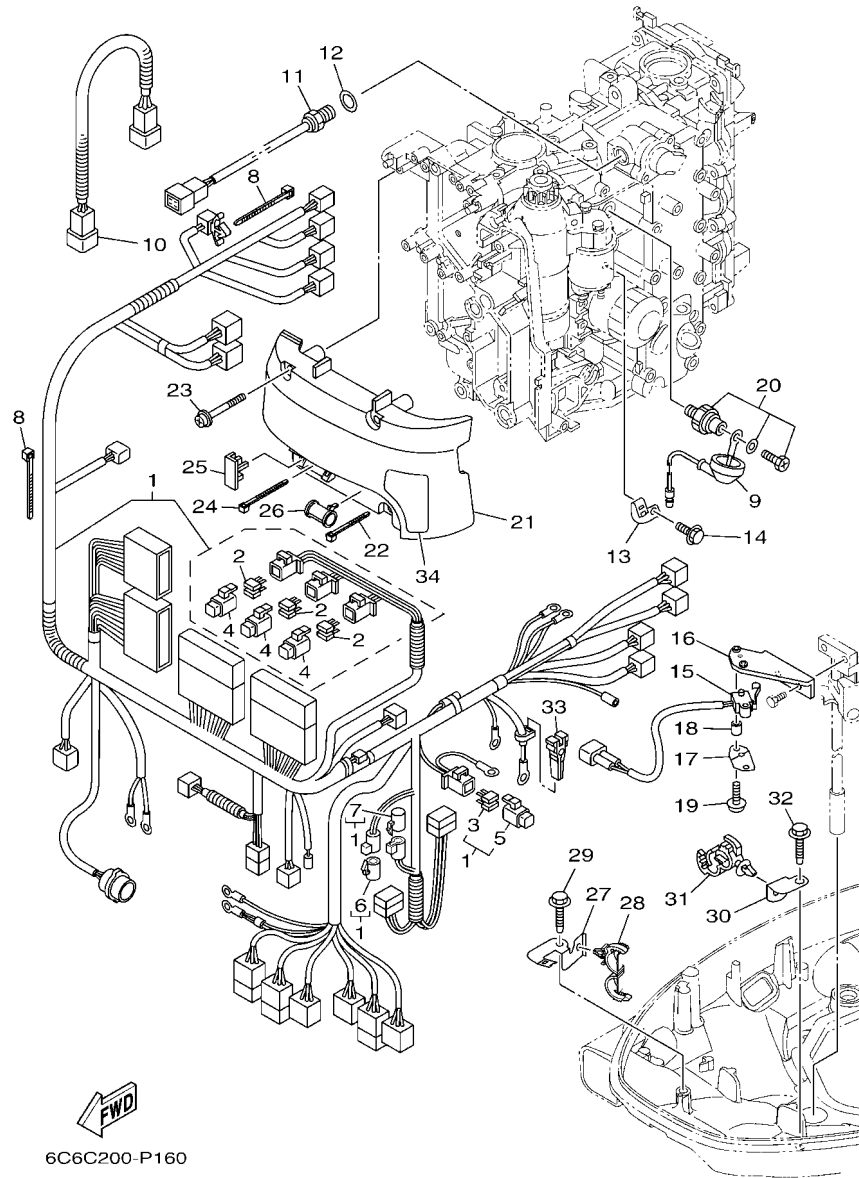


6C6C200-P160

REF. NO.	PART NO. CODIGO N°	DESCRIPTION DESCRIPCION	EHD	EHT	ET	REMARKS OBSERVACIONES
1	6C5-82590-B0	WIRE HARNESS ASSY CONJUNTO DE CABLES	1			
	6C5-82590-A1	WIRE HARNESS ASSY CONJUNTO DE CABLES		1	1	
2	67F-82151-00	.FUSE (20A) .FUSIBLE (20A)	6	6	6	
3	67F-82151-10	.FUSE (30A) .FUSIBLE (30A)	2	2	2	
4	67F-8215B-10	.CAP (YELLOW) .TAPA (AMARILLO)	3	3	3	
5	67F-8215B-20	.CAP (GREEN) .TAPA (GREEN)	1	1	1	
6	6DA-82582-00	.CAP 1 (FEMALE) .TAPA 1		1	1	FOR 6C5-82590-A1 FOR 6C5-82590-A1 FOR 6C5-82590-A1 FOR 6C5-82590-A1
7	6DA-82582-10	.CAP 1 (MALE) .TAPA 1		1	1	
8	90465-13M11	CLAMP BRIDA	2	2	2	
9	68V-81315-00	LEAD WIRE ASSY CABLE CONDUCTOR COMPLETO	1	1	1	
10	6C5-82553-00	EXTENSION, WIRE LEAD CABLE	1	1	1	
11	6CJ-85790-00	THERMOSENSOR ASSY TERMICA SENSORIO	1	1	1	
12	90430-14115	GASKET JUNTA	1	1	1	
13	6C5-82388-10	PLATE PLACA	1	1	1	
14	97E95-06514	BOLT, HEXAGON W/W DEEP RECESS TORNILLO HEXAGONAL CON RONDONA	1	1	1	
15	60V-8259F-00	SWITCH ASSY INTERRUPTOR	1	1	1	
16	6CJ-82554-00	STAY, NEUTRAL SWITCH SOPORTE INTERRUPTOR DE NEUTRAL	1	1	1	
17	61A-82588-01	PLATE PLACA	1	1	1	
18	90387-04001	COLLAR ESPACIADOR	1	1	1	
19	97985-04116	SCREW, WITH WASHER TORNILLO, CON ARANDELA	2	2	2	
20	64J-82504-00	OIL PRESSURE SWITCH ASSY INTERRUPTOR PRESION DE ACEITE	1	1	1	
21	6C5-81942-00	COVER CUBIERTA	1	1	1	
22	90465-13M39	CLAMP BRIDA	1	1	1	
23	90159-06M14	SCREW, WITH WASHER TORNILLO CON VALONA	4	4	4	
24	90465-13M24	CLAMP BRIDA	1	1	1	
25	6C5-82176-00	DAMPER AMORTIGUADOR	2	2	2	
26	6C5-8252R-00	DAMPER AMORTIGUADOR	1	1	1	

FIG. 16 ELECTRICAL 3

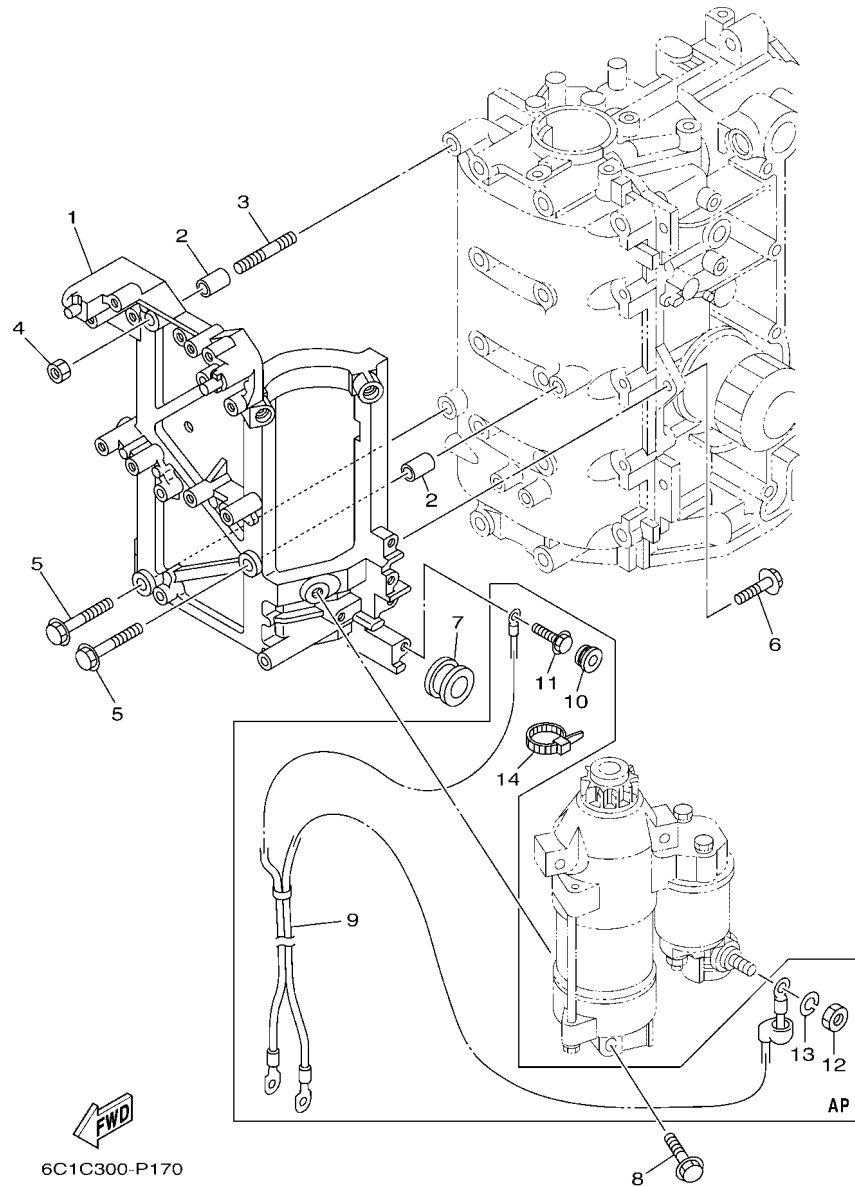
EQUIPO ELECTRICO 3



REF. NO.	PART NO. CODIGO N°	DESCRIPTION DESCRIPCION	EHD	EHT	ET	REMARKS OBSERVACIONES
27	6BG-42811-01	STAY SOPORTE GRAMPA	1	1	1	
28	90464-18205	CLAMP BRIDA	1	1	1	
29	90109-06M86	BOLT PERNO	1	1	1	
30	63P-42756-00	STAY, CLAMP SOPORTE DE GRAMPA	1	1	1	
31	90464-12183	CLAMP BRIDA	1	1	1	
32	90109-06M86	BOLT PERNO	1	1	1	
33	67F-2812A-00	PULLER, FUSE TIRADOR DE FUSIBLE	1	1	1	
34	6C5-81919-00	GRAPHIC, REGULATOR CALCAMONIA DE REGULADOR	1	1	1	

FIG. 17 ELECTRICAL 4

EQUIPO ELECTRICO 4



6C1C300-P170

REF. NO.	PART NO. CODIGO N°	DESCRIPTION DESCRIPCION	EHD	EHT	ET	REMARKS OBSERVACIONES
1	6C5-81822-00	BRACKET, STARTING MOTOR SOPORTE DE MOTOR DE ARRANQUE	1	1	1	
2	99530-10114	PIN, DOWEL PASADOR, DE ESPIGA	2	2	2	
3	95680-08330	BOLT, STUD PERNO DE PUNTAL	1	1	1	
4	95380-08600	NUT TUERCA	1	1	1	
5	97E95-08535	BOLT, HEXAGON W/W DEEP RECESS TORNILLO HEXAGONAL CON RONDONA	2	2	2	
6	97E95-08525	BOLT, HEXAGON W/W DEEP RECESS TORNILLO HEXAGONAL CON RONDONA	2	2	2	
7	90480-24003	GROMMET TAPON	1	1	1	
8	97513-08545	BOLT, WITH WASHER PERNO CON ARANDELA	3	3	3	
9	6C5-82105-U1	BATTERY CABLE CABLE DE BATERIA	1	1	1	AP
10	90480-12072	GROMMET TAPON	1	1	1	AP
11	97E95-06620	BOLT, HEXAGON W/W DEEP RECESS TORNILLO HEXAGONAL CON RONDONA	1	1	1	AP
12	95333-08600	NUT TUERCA	1	1	1	AP
13	92903-08100	WASHER, SPRING RONDANA SENCILLA	1	1	1	AP
14	90465-13M18	CLAMP BRIDA	1	1	1	AP

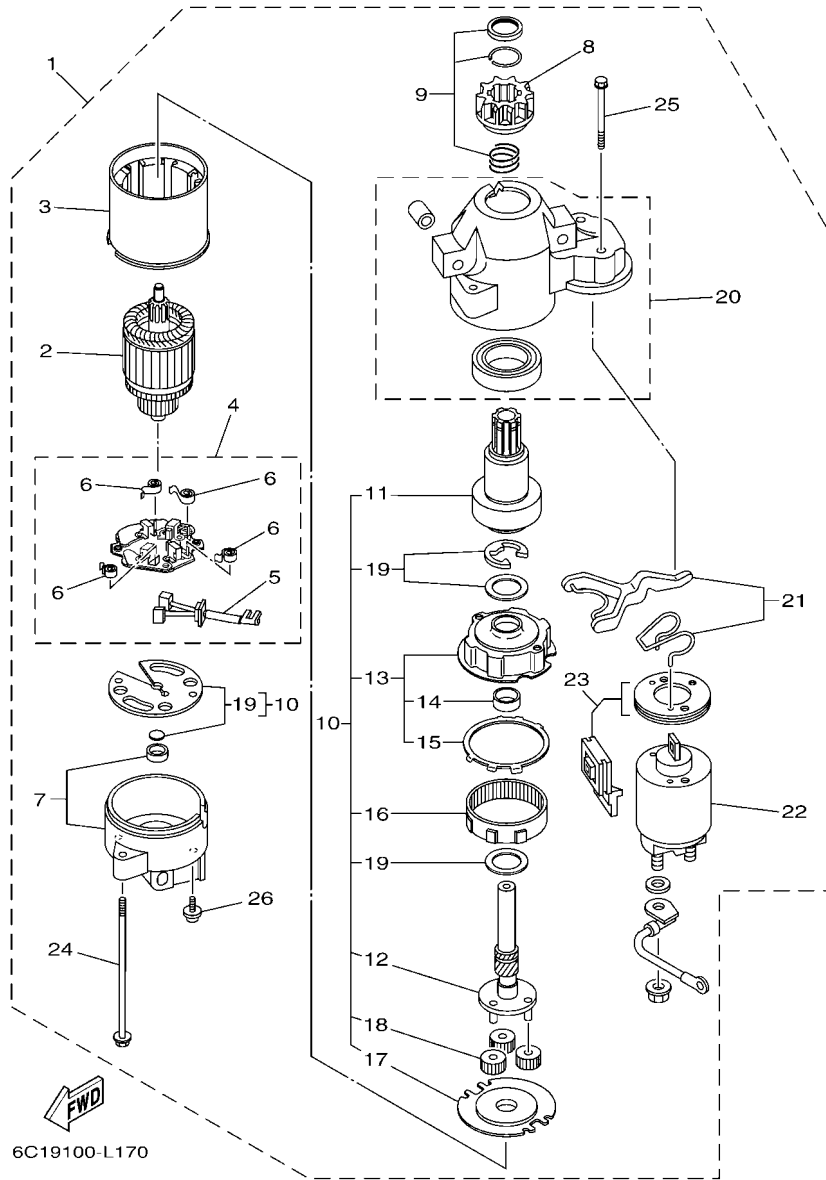


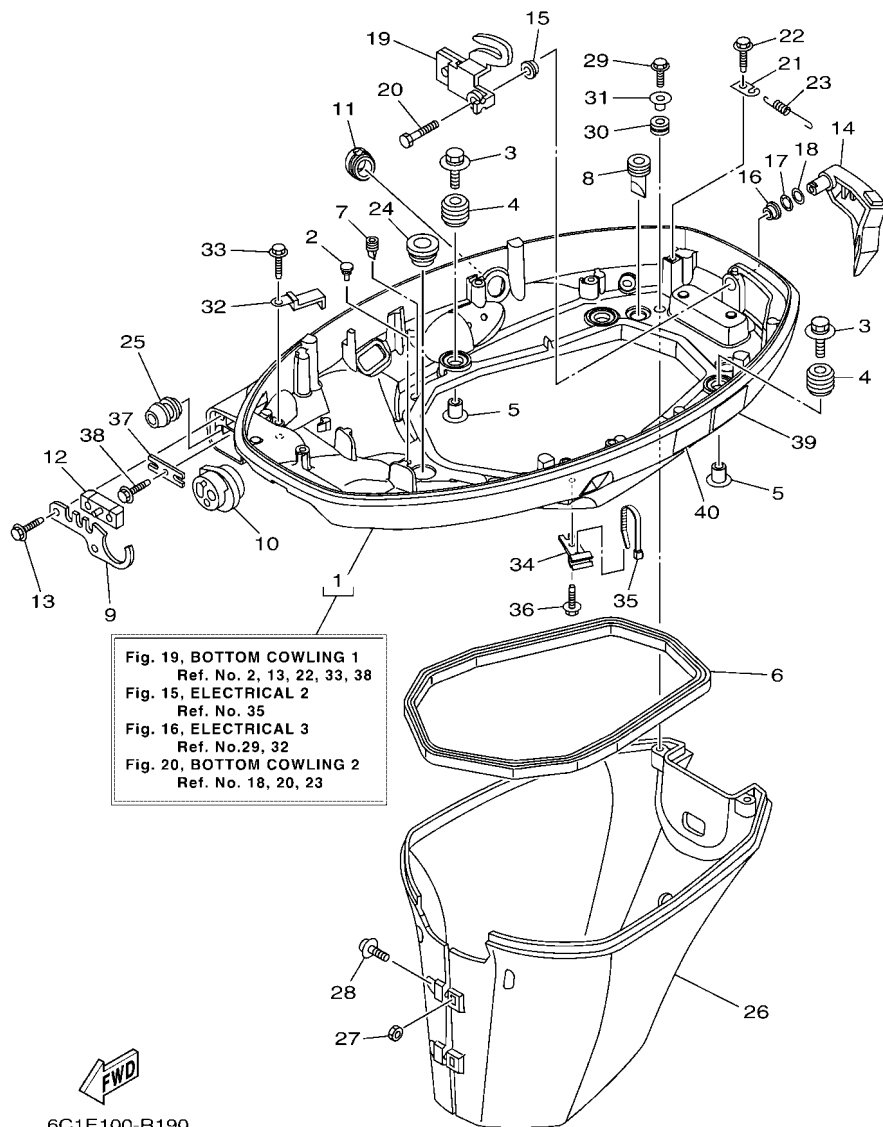
FIG. 18 STARTING MOTOR

MOTOR DE ARRANQUE

REF. NO.	PART NO. CODIGO N°	DESCRIPTION DESCRIPCION	EHD	EHT	ET	REMARKS OBSERVACIONES
1	6CJ-81800-01	STARTING MOTOR ASSY MOTOR DE ARRANQUE COMPLETO	1	1	1	
2	67F-81850-00	.ARMATURE ASSY .INDUCIDO COMPLETO	1	1	1	
3	67F-81810-00	.STATOR ASSY .ESTATOR COMPLETO	1	1	1	
4	69J-81840-11	.BRUSH HOLDER ASSY .SOSTEN DE ESCOBILLA COMPLETO	1	1	1	
5	69J-81801-11	.BRUSH SET .JUEGO DE ESCOBILLA	1	1	1	
6	67F-81813-00	.SPRING, BRUSH .RESORTE DE ESCOBILLA	4	4	4	
7	68F-81820-00	.REAR BRACKET ASSY .CUBIERTA TRASERA COMPL	1	1	1	
8	67F-81808-00	.PINION ASSY .PINON	1	1	1	
9	67F-81857-00	.PINION STOPPER SET .JUEGO TAPON PINON	1	1	1	
10	67F-81807-00	.GEAR ASSY, STARTING MOTOR .PINON CONJUNTO	1	1	1	
11	67F-81832-00	.CLUTCH, OVER RUN .PINON COMPL	1	1	1	
12	67F-81836-00	.SHAFT, PINION .ARBOL, PINON	1	1	1	
13	67F-81821-00	.BRACKET, CENTER 1 .SOPORTE, CENTRO 1	1	1	1	
14	67F-81841-00	.BEARING .PORTADOR	1	1	1	
15	67F-8183R-00	.GASKET .EMPAQUETADURA	1	1	1	
16	67F-81891-00	.GEAR, RING .ENGRANAJE ANILLO	1	1	1	WITH 67F-8183R-00 WITH 67F-8183R-00
17	67F-81830-00	.BRACKET, CENTER 2 .SOPORTE, CENTRO 2	1	1	1	
18	60V-8183T-00	.GEAR, IDLER .ENGRENAJE NEUTRO	3	3	3	
19	67F-81809-00	.WASHER KIT .JUEGO DE ARANDELA	1	1	1	
20	60X-81842-00	.COVER .TAPA	1	1	1	
21	6C5-81839-00	.LEVER ASSY .PALANCA COMPL.	1	1	1	
22	6C5-81941-00	.STARTER RELAY ASSY .RELE DE ARRANQUE	1	1	1	
23	6C5-81869-00	.COVER, DUST .CUBIERTA PARA POLVO	1	1	1	
24	6K7-81826-11	.BOLT .PERNO	2	2	2	
25	69J-81828-00	.BOLT 2 .TORNILLO DE EMPUJE 2	2	2	2	
26	67F-81846-00	.SCREW .TORNILLO	2	2	2	

FIG. 19 BOTTOM COWLING 1

CUBIERTA INFERIOR 1



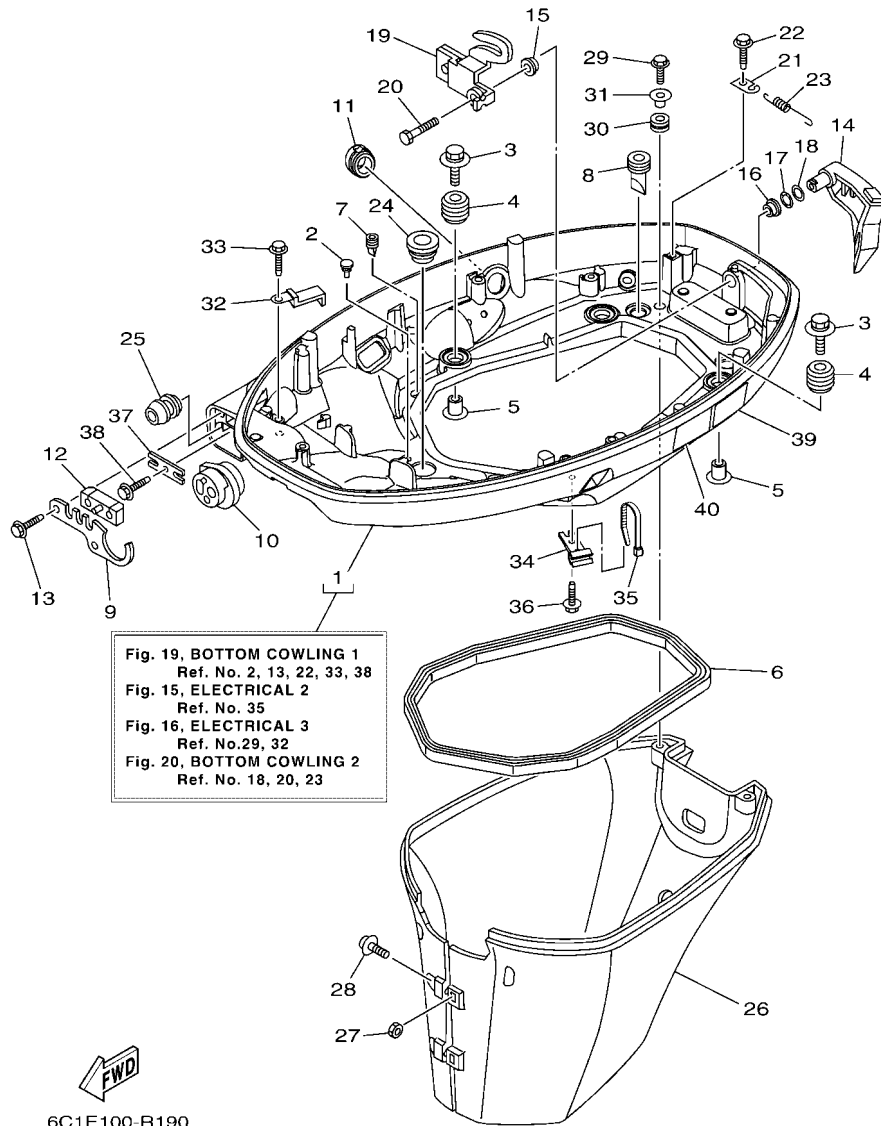
6C1E100-R190

REF. NO.	PART NO. CODIGO N°	DESCRIPTION DESCRIPCION	EHD	EHT	EL	REMARKS OBSERVACIONES
1	6CJ-42710-01-8D	BOTTOM COWLING ASSY CUBIERTA INFERIOR COMPL.	1	1	1	
2	6H4-42748-00	GROMMET TAPON	3	3	3	
3	90119-06M61	BOLT, WITH WASHER TORNILLO CON ARANDELA	4	4	4	
4	6BG-42748-00	GROMMET TAPON	4	4	4	
5	90387-06M69	COLLAR ESPACIADOR	4	4	4	
6	62Y-42716-00	RUBBER SEAL 1 SELLO DE GOMA 1	1	1	1	
7	65W-42717-00	RUBBER, SEAL 2 GOMA	2	2	2	
8	61A-42717-00	RUBBER, SEAL 2 GOMA	2	2	2	
9	6BG-42761-00	STOPPER RETEN 1	1	1	1	
10	6CJ-42725-00	GROMMET TAPON	1	1	1	
11	6CJ-42726-00	GROMMET TAPON	1	1	1	
12	6BG-42727-00	GROMMET TAPON	1	1	1	
13	90109-06M86	BOLT PERNO	2	2	2	
14	6BG-42815-00-8D	LEVER, CLAMP 1 PALANCA ABRAZADERA 1	1	1	1	
15	90386-12M37	BUSH BUJE	1	1	1	
16	90386-12MA2	BUSH BUJE	1	1	1	
17	90206-12052	WASHER, WAVE ARANDELA ONDULADA	1	1	1	
18	90201-12M07	WASHER, PLATE ARANDELA PLANA	1	1	1	
19	6BG-42816-00	LEVER, CLAMP 2 PALANCA ABRAZADERA 2	1	1	1	
20	97D95-06014	BOLT, HEXAGON DEEP RECESS TORNILLO HEXAGONAL	1	1	1	
21	66T-43144-00	HOOK, SPRING GANCHO	1	1	1	
22	90109-06M86	BOLT PERNO	1	1	1	
23	90506-18023	SPRING, TENSION RESORTE DE TENSION	1	1	1	
24	68U-42727-00	GROMMET TAPON	1	1	1	
25	6BG-24329-00	SEAL SELLO	1	1	1	
26	6BG-42741-10-8D	APRON MANDIL	1	1	1	
27	95380-06600	NUT, HEXAGON TUERCA	2	2	2	



FIG. 19 BOTTOM COWLING 1

CUBIERTA INFERIOR 1

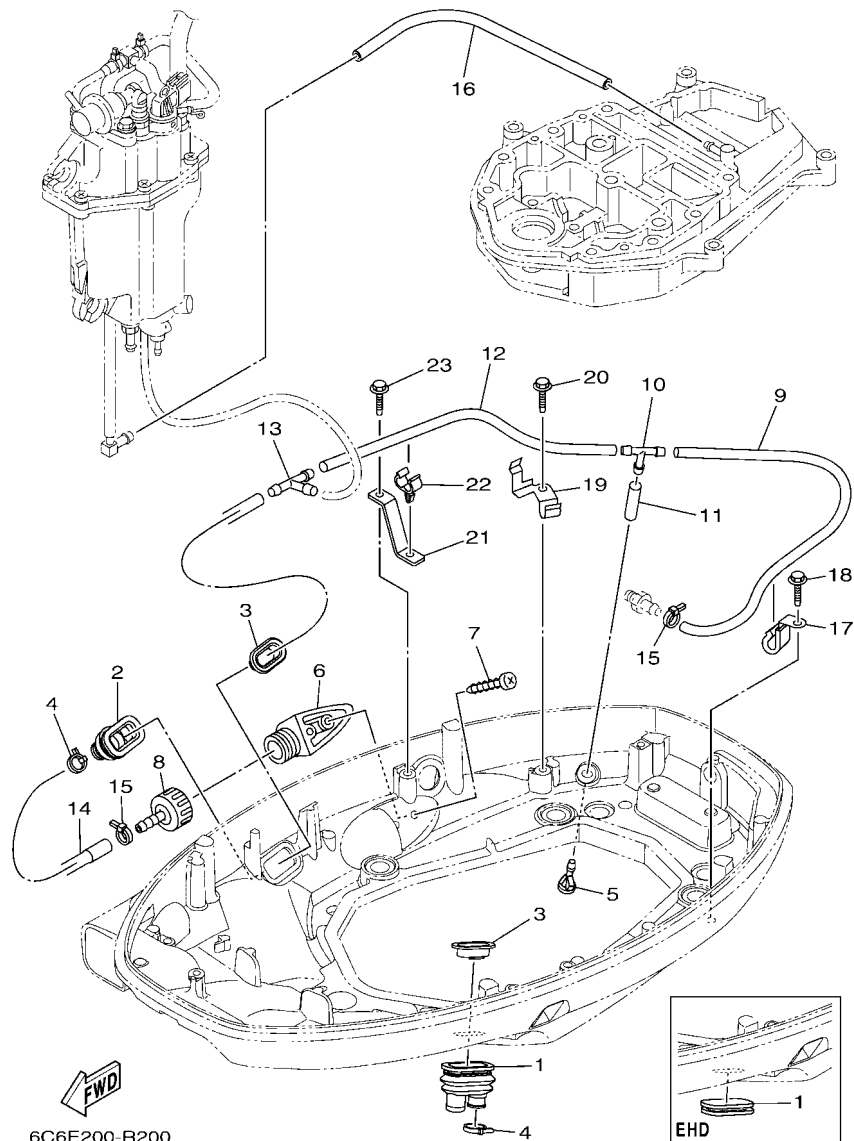


REF. NO.	PART NO. CODIGO N°	DESCRIPTION DESCRIPCION	EHD	EHT	ET	REMARKS OBSERVACIONES
28	97980-06325	SCREW, WITH WASHER TORNILLO, CON ARANDELA	2	2	2	
29	90109-06M80	BOLT PERNO	2	2	2	
30	90480-13M24	GROMMET TAPON	2	2	2	
31	90387-06M43	COLLAR ESPACIADOR	2	2	2	
32	90462-20005	CLAMP BRIDA	1	1	1	
33	90109-06M86	BOLT PERNO	1	1	1	
34	90464-09M49	CLAMP BRIDA		1	1	
35	90465-11M10	CLAMP BRIDA		1	1	
36	90109-06M86	BOLT PERNO		1	1	
37	6BG-48538-00	CLAMP, CABLE 1 GRAMPA DE CABLE	1	1	1	
38	90109-06M86	BOLT PERNO	1	1	1	
39	6EE-42794-40	LABEL, WARNING (GENERAL) ETIQUETA DE PRECAUCION	1	1	1	
40	6EE-42794-50	LABEL, WARNING (GENERAL) ETIQUETA DE PRECAUCION			1	FOR CAR FOR CAR

6C1E100-R190

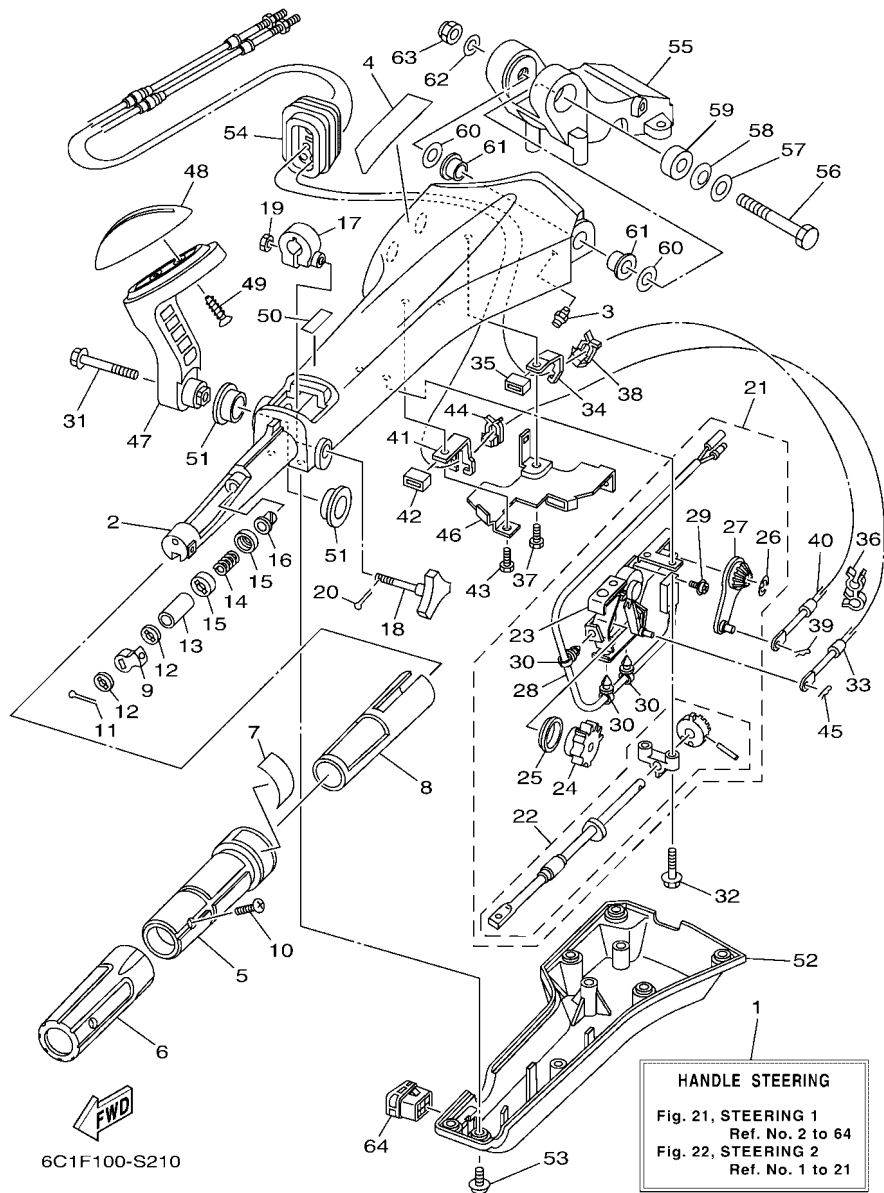
FIG. 20 BOTTOM COWLING 2

CUBIERTA INFERIOR 2



6C6E200-R200

REF. NO.	PART NO. CODIGO N°	DESCRIPTION DESCRIPCION	EHD	EHT	ET	REMARKS OBSERVACIONES
1	6H4-42726-00	GROMMET TAPON	1			
	6H1-42726-30	GROMMET TAPON		1	1	
2	6BG-42724-00	GROMMET TAPON	1	1	1	
3	6BG-42384-00	SEAL, CAP SELLO DE TAPA	1			
	6BG-42384-00	SEAL, CAP SELLO DE TAPA		2	2	
4	90465-11M10	CLAMP BRIDA	2	2	2	
5	6BL-44391-00	NIPPLE, HOSE NIPLE MANGUERA	1	1	1	
6	6AW-12572-00	ADAPTER ADAPTADOR	1	1	1	
7	97780-60520	SCREW, TAPPING TORNILLO DE CABEZA DE CONO ACH	2	2	2	
8	6R3-12580-00	JOINT ASSY ACOPLAR COMP.	1	1	1	
9	90445-09036	HOSE (L400) TUBO (L400)	1	1	1	
10	688-24378-00	PIPE, JOINT 3 TUBO DE UNION 3	1	1	1	
11	90445-09220	HOSE (L30) TUBO (L30)	1	1	1	
12	90445-096H2	HOSE (L280) TUBO (L280)	1	1	1	
13	688-24378-00	PIPE, JOINT 3 TUBO DE UNION 3	1	1	1	
14	6BG-12481-00	PIPE 1 TUBO 1	1	1	1	
15	90465-11M10	CLAMP BRIDA	2	2	2	
16	90445-09304	HOSE (L310) TUBO (L310)	1	1	1	
17	90462-08067	CLAMP BRIDA	1	1	1	
18	90109-06M86	BOLT PERNO	1	1	1	
19	6BG-24136-01	CLAMP 2 GRAMPA 2	1	1	1	
20	90109-06M86	BOLT PERNO	1	1	1	
21	6CJ-24135-00	CLAMP 1 GRAMPA 1	1	1	1	
22	90464-09130	CLAMP BRIDA	1	1	1	
23	90109-06M86	BOLT PERNO	1	1	1	



**FIG. 21 STEERING 1**

**DIRECCION 1**

REF. NO.	PART NO. CODIGO N°	DESCRIPTION DESCRIPCION	EHD	EHT	ET	REMARKS OBSERVACIONES
1	6X4-42101-K7	HANDLE, STEERING MANIJA DE DIRECCION	1			
	6X4-42101-J7	HANDLE, STEERING MANIJA DE DIRECCION		1		
2	6X4-42111-02-8D	HANDLE, STEERING MANIJA DE DIRECCION	1	1		
3	93700-06002	NIPPLE, GREASE BOQUILLA DE ENGRASAR	1	1		
4	6X4-48215-00	GRAPHIC CALCOMANIA 1	1	1		
5	6X4-42119-01	GRIP, STEERING HANDLE MANGO, MANIJA DE DIRRECCION	1	1		
6	6X4-42177-00	RUBBER, HANDLE HULE DE MANIJA	1	1		
7	6X4-42137-00	INDICATOR, THROTTLE INDICADOR ACELERADOR	1	1		
8	6X4-41291-00	BUSHING BUJE	1	1		
9	6X4-44139-01	COLLAR COLLAR	1	1		
10	90152-05007	SCREW, COUNTERSUNK TORNILLO EMBUTIDO	1	1		
11	91490-20010	PIN, COTTER CHAVETA	1	1		
12	6X4-44177-00	WASHER RONDANA	2	2		
13	6X4-42128-00	COLLAR, DISTANCE 1 COLLAR DISTANCIADOR 1	1	1		
14	90501-23215	SPRING, COMPRESSION RESORTE DE COMPRESION	1	1		
15	6X4-44188-00	WASHER ARANDELLA	2	2		
16	90386-08032	BUSH BUJE	1	1		
17	63D-42126-00	FRICTION, STEERING HANDLE GRIP FRICCION DE MANGO DIRECCION	1	1		
18	6X4-48154-00	KNOB, THROTTLE PERILLA DE ACELERADOR	1	1		
19	95380-06600	NUT, HEXAGON TUERCA	1	1		
20	91490-20010	PIN, COTTER CHAVETA	1	1		
21	6X4-44100-01	SHIFT LINK ASSY ESLABON DE SLECTOR COMPLETO	1	1		
22	6X4-42115-00	.SHAFT, STEERING HANDLE .EJE MANIJA DE DIRECCION	1	1		
23	6X4-44102-00	.SHIFT ASSIST ASSY. .SELECTOR DE ASISTIR	1	1		
24	6X4-47731-01	.GEAR, DRIVE .ENGRANAJE DE TRACCION	1	1		
25	6X4-44132-00	.BUSHING .BUJE	1	1		
26	6X4-14137-00	.CLIP .PRESILLA	1	1		

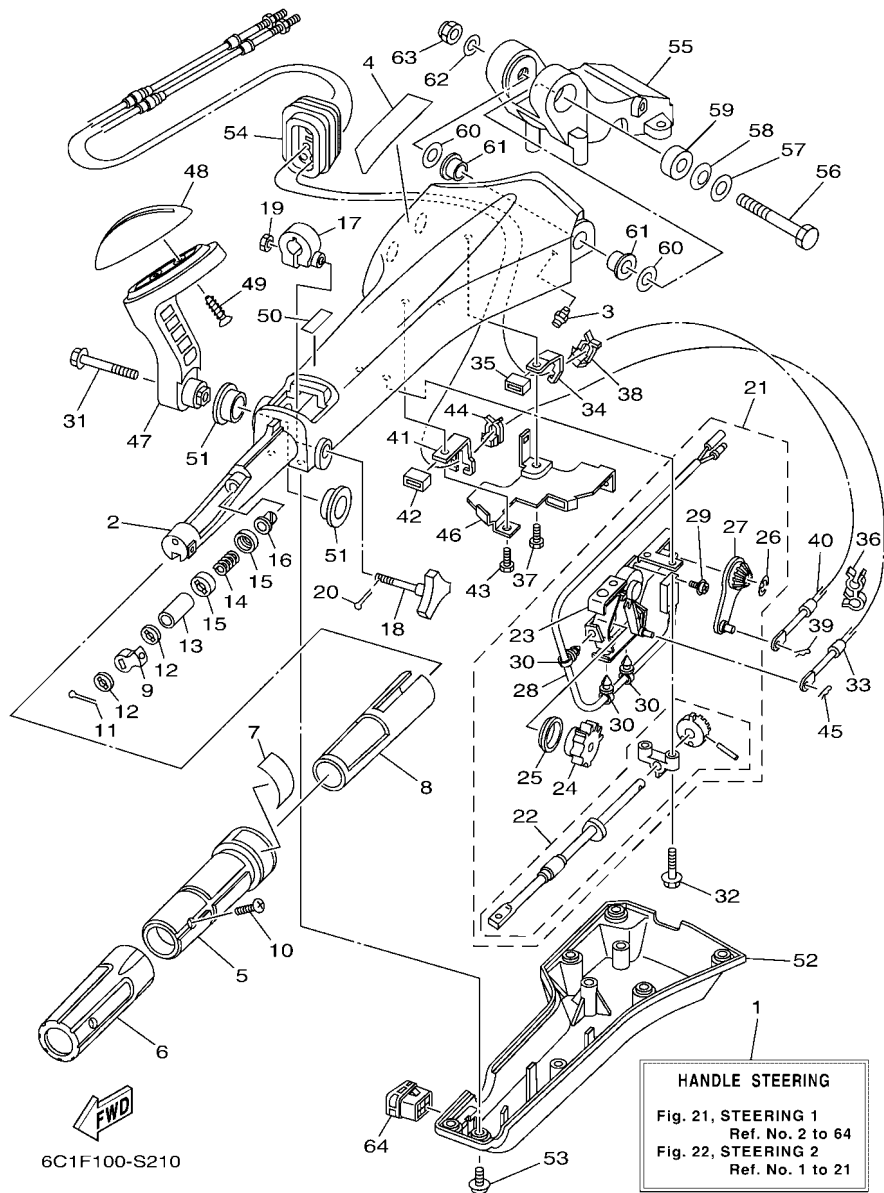


FIG. 21 STEERING 1

DIRECCION 1

REF. NO.	PART NO. CODIGO N°	DESCRIPTION DESCRIPCION	EHD	EHT	ET	REMARKS OBSERVACIONES
27	6X4-48261-00	.ARM, THROTTLE .BRAZO ACELERADOR	1	1		
28	6X4-82540-00	.NEUTRAL SWITCH ASSY .INTERRUPTOR NEUTRAL COMPL	1	1		
29	703-48129-00	.SCREW 3 .TORNILLO 3	2	2		
30	6X4-42821-00	.BAND, CLAMP .BRIDA DE CINTA	3	3		
31	97E95-08540	BOLT, HEXAGON W/W DEEP RECESS TORNILLO HEXAGONAL CON RONDONA	1	1		
32	97E95-06530	BOLT, HEXAGON W/W DEEP RECESS TORNILLO HEXAGONAL CON RONDONA	2	2		
33	67C-48321-11	CABLE CABLE CONTROL REMOTO	1	1		
34	6X4-48538-00	CLAMP, CABLE 1 GRAMPA DE CABLE	1	1		
35	6X4-26367-00	PROTECTOR ACCESORIA	1	1		
36	90464-09M42	CLAMP BRIDA	1	1		
37	97D95-06014	BOLT, HEXAGON DEEP RECESS TORNILLO HEXAGONAL	1	1		
38	63D-48538-00	CLAMP, CABLE 1 GRAMPA DE CABLE	1	1		
39	90468-10005	CLIP PRESILLA	1	1		
40	69W-26301-00	THROTTLE CABLE ASSY CABLE DE ACELERADOR COMPLETO	1	1		
41	6X4-48538-10	CLAMP, CABLE 1 GRAMPA DE CABLE	1	1		
42	6X4-26367-00	PROTECTOR ACCESORIA	1	1		
43	97D95-06014	BOLT, HEXAGON DEEP RECESS TORNILLO HEXAGONAL	1	1		
44	63D-48538-00	CLAMP, CABLE 1 GRAMPA DE CABLE	1	1		
45	90468-10005	CLIP PRESILLA	1	1		
46	6X4-42159-00	STAY SOPORTE	1	1		
47	6X4-44159-A0-8D	HANDLE, GEAR SHIFT MANIJA DE CAMBIO DE MARCHAS	1	1		
48	6X4-44173-00	LEVER, SHIFT CONTROL PALANCA CONTROL CAMBIOS	1	1		
49	97780-60920	SCREW, TAPPING TORNILLO DE CABEZA DE CONO ACH	2	2		
50	6X3-44191-00	INDICATOR, SHIFT INDICADOR DE CAMBIOS	1	1		
51	90386-26MA3	BUSH BUJE	2	2		
52	6X4-42131-11	COVER, HANDLE STEERING CUBIERTA MANIJA DIRRECCION	1	1		
53	97985-06216	SCREW, WITH WASHER TORNILLO, CON ARANDELA	6	6		

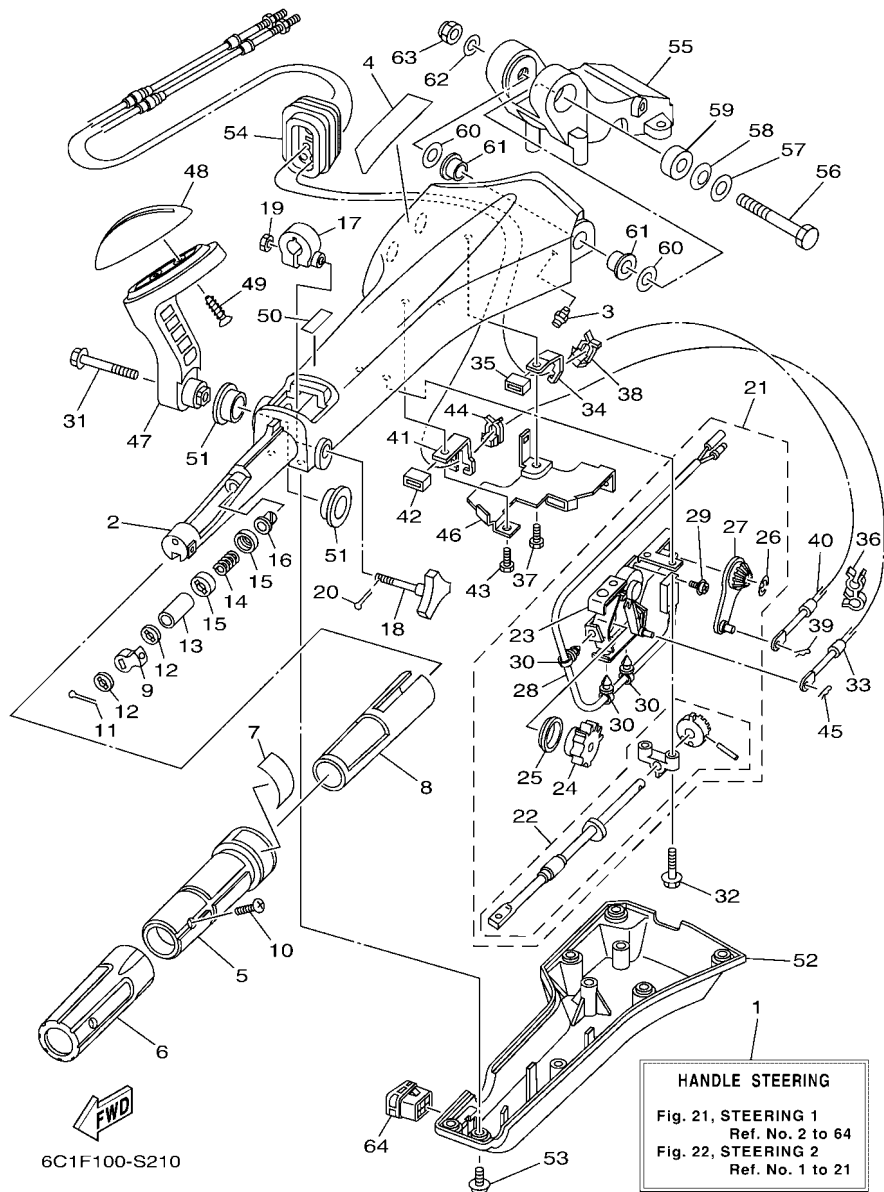


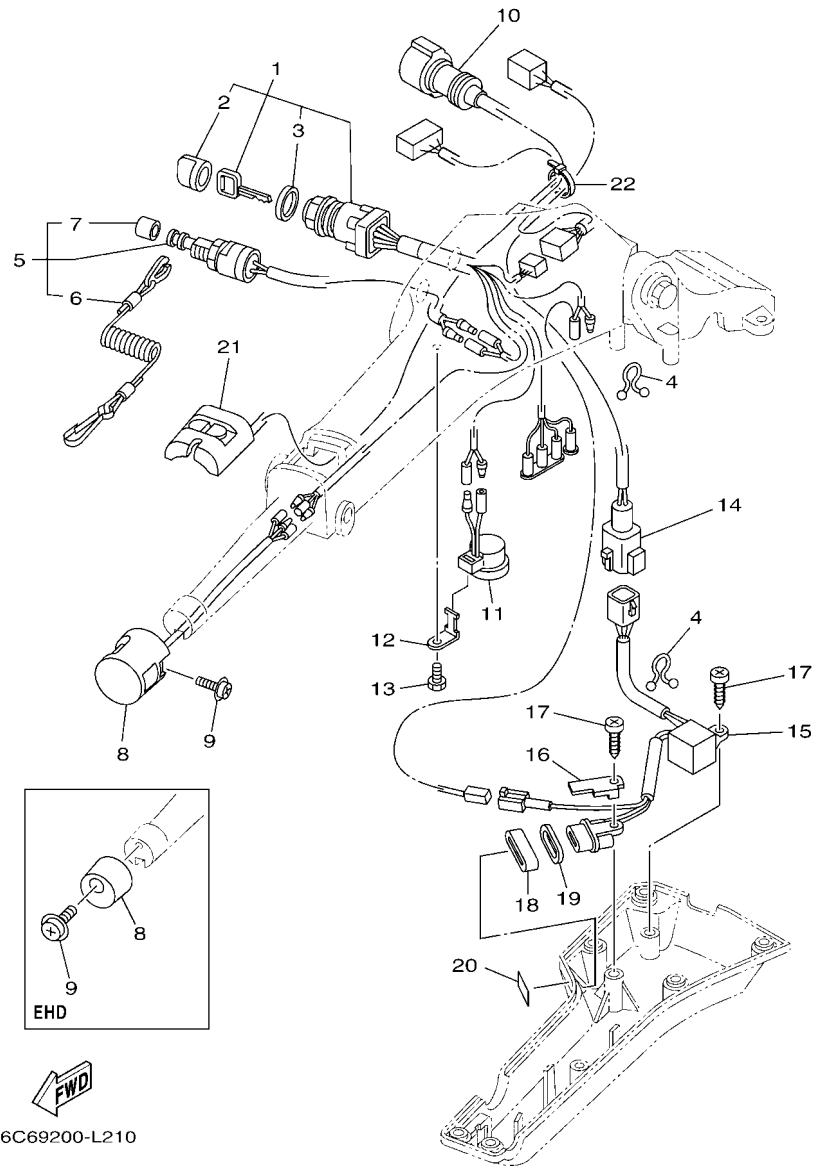
FIG. 21 STEERING 1

DIRECCION 1

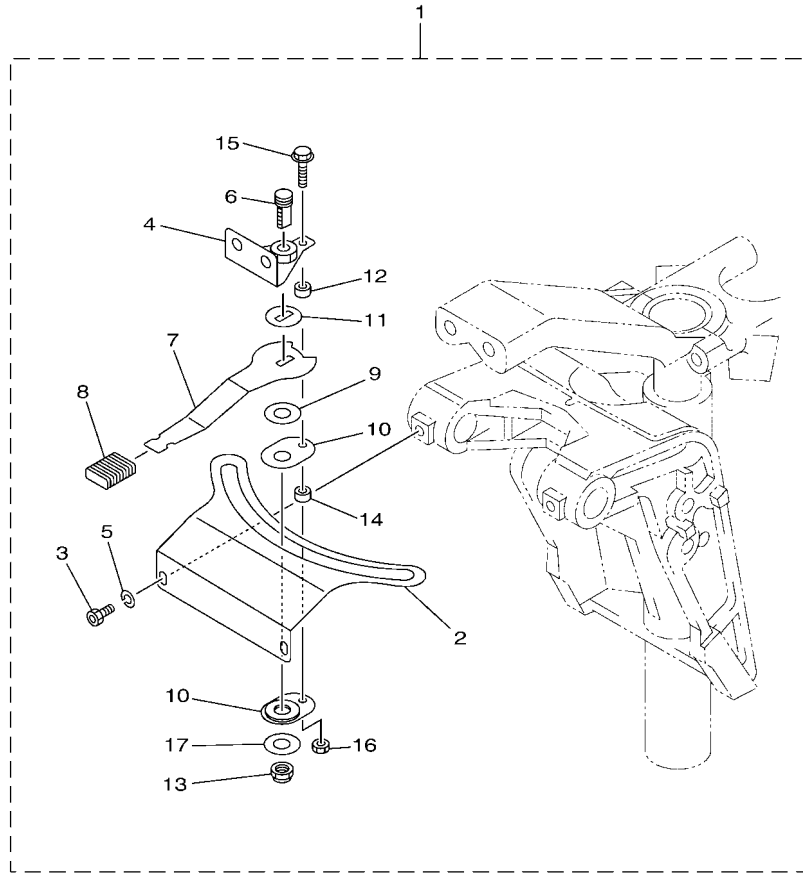
REF. NO.	PART NO. CODIGO N°	DESCRIPTION DESCRIPCION	EHD	EHT	ET	REMARKS OBSERVACIONES
54	6X4-42725-01	GROMMET TAPON	1	1		
55	63D-42121-22-8D	BRACKET SOPORTE	1	1		
56	90101-12014	BOLT TORNILLO	1	1		
57	92990-12200	WASHER, PLAIN ARANDELA PLANA	1	1		
58	90206-12M22	WASHER, WAVE ARANDELA ONDULADA	1	1		
59	90387-12M02	COLLAR ESPACIADOR	1	1		
60	90201-12035	WASHER, PLATE ARANDELA PLANA	2	2		
61	90386-12003	BUSH BUJE	2	2		
62	92990-12600	WASHER, PLATE ARANDELA PLANA	1	1		
63	90185-12M12	NUT, SELF-LOCKING TUERCA AUTOBLOCANTE	1	1		
64	6X4-42728-10	CAP TAPA	1	1		

FIG. 22 STEERING 2

DIRECCION 2



REF. NO.	PART NO. CODIGO N°	DESCRIPTION DESCRIPCION	EHD	EHT	ET	REMARKS OBSERVACIONES
1	6X4-82510-41	MAIN SWITCH ASSY CONJUNTO DE LLAVE IGNICION	1	1		
2	676-82577-01	.CAP. KEY .TAPA	1	1		
3	703-82532-00	.CAP .TAPA	1	1		
4	90464-08M07	CLAMP BRIDA	2	2		
5	69W-82575-00	ENGINE STOP SWITCH ASSY INTERRUPTOR DE PARADA COMPL	1	1		
6	682-82556-00	.LANYARD, STOP SWITCH .CORDON DE INTERRUPTOR PARADA	1	1		
7	689-8257Y-00	.CAP .TAPA	1	1		
8	6X4-42728-00	CAP TAPA	1			
	6X4-82563-01	TRIM & TILT SWITCH ASSY INTERRUPTOR DE INCLINACION		1		
9	97980-06216	SCREW, WITH WASHER TORNILLO, CON ARANDELA	1	1		
10	6X4-82586-10	EXT., WIRE HARNESS (L:950MM) EXT. CONJ. DE CABLES (L:950MM)	1	1		
11	6X4-83383-00	BUZZER ZUMBADOR	1	1		
12	6X4-83386-00	STAY, BUZZER TIRANTE DE ZUMBADOR	1	1		
13	97D95-06014	BOLT, HEXAGON DEEP RECESS TORNILLO HEXAGONAL	1	1		
14	6X4-83653-20	WIRE, LEAD (L:700MM) CABLE CONDUCTOR (L:700MM)	1	1		
15	6C5-84301-00	PILOT LIGHT ASSY 1 LUZ PILOTO COMPLETA 1	1	1		
16	6X4-44114-00	STOPPER RETEN	1	1		
17	97780-60620	SCREW, TAPPING TORNILLO DE CABEZA DE CONO ACH	2	2		
18	6X4-42727-00	GROMMET TAPON	1	1		
19	6FM-83589-00	GASKET EMPAQUE	1	1		
20	6X4-85415-00	MARK, SIGNAL LAMP MARCO DE FOCO DE SENAL	1	1		
21	6X4-81860-00	SWITCH ASSY INTERRUPTOR COMPL	1	1		
22	90465-13M36	CLAMP BRIDA	1	1		



6C1F100-S230

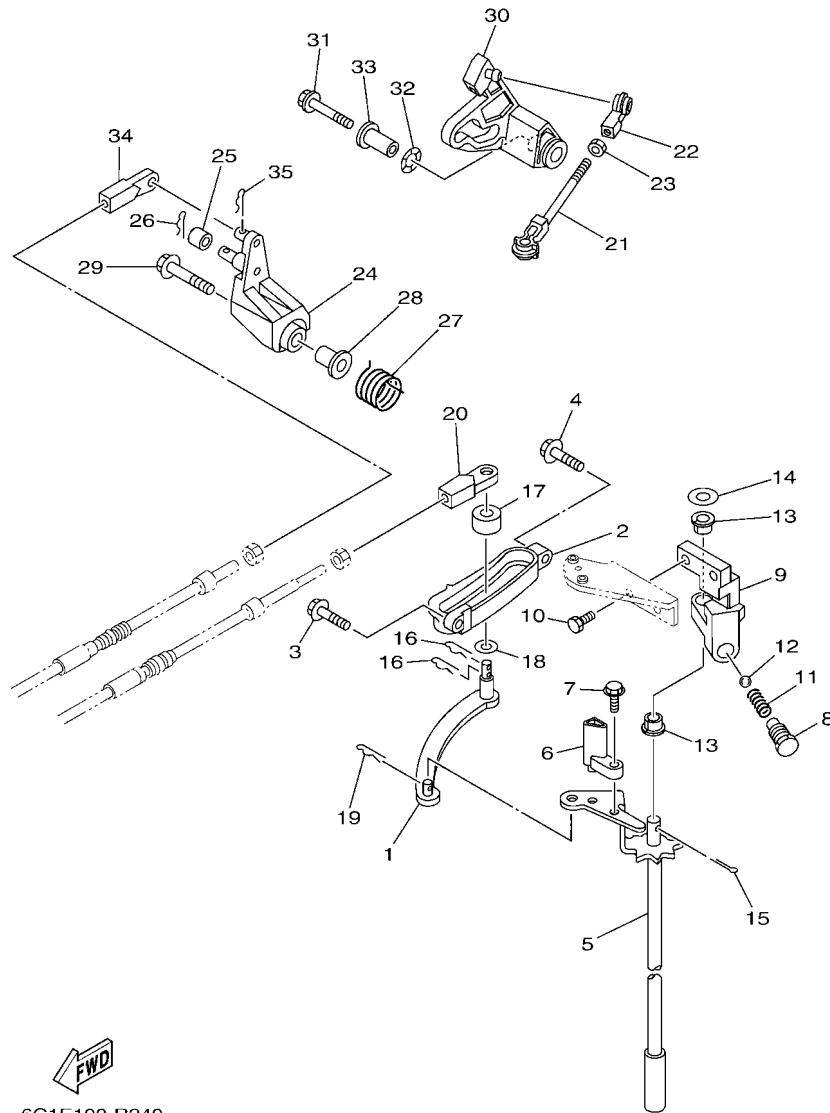
FIG. 23 STEERING FRICTION

FRICCION DE DIRECCION

REF. NO.	PART NO. CODIGO N°	DESCRIPTION DESCRIPCION	EHD	EHT	ET	REMARKS OBSERVACIONES
1	6C5-42508-01	STEERING FRICTION ASSY DIRECCION FRICCION COMP.	1	1		
2	6C5-42527-00	.PLATE, FRICTION .PLACA DE FRICCION	1	1		
3	90109-06M88	.BOLT .PERNO	2	2		
4	67C-42525-00	.PLATE, FRICTION .PLACA DE FRICCION	1	1		
5	92990-06100	.WASHER, SPRING .ARANDELA PLANA	2	2		
6	67C-42562-A0	.SHAFT, STEERING LOCK .EJE, CERRADURA DE DIRECCION	1	1		
7	67C-42561-00	.KNOB, STEERING LOCK .PERILLA	1	1		
8	689-43633-00	.COVER, TILT LEVER .CUBIERTA PALANCA DE INCLINACI	1	1		
9	90202-10M56	.WASHER, PLATE .ARANDELA DE PLANA	1	1		
10	65W-42528-00	.PLATE, FRICTION .PIEZA DE FRICCION	2	2		
11	90209-10M26	.WASHER .ARANDELA DE SEPARACION	1	1		
12	90387-05053	.COLLAR .ESPACIADOR	1	1		
13	90185-10M14	.NUT, SELF-LOCKING .TUERCA AUTOBLOCANTE	1	1		
14	90387-05054	.COLLAR .ESPACIADOR	1	1		
15	97595-05520	.BOLT, WITH WASHER .PERNO CON ARANDELA	1	1		
16	95380-05600	.NUT .TUERCA	1	1		
17	90201-106M5	.WASHER, PLATE .ARANDELA PLANA	1	1		

FIG. 24 CONTROL

CONTROL



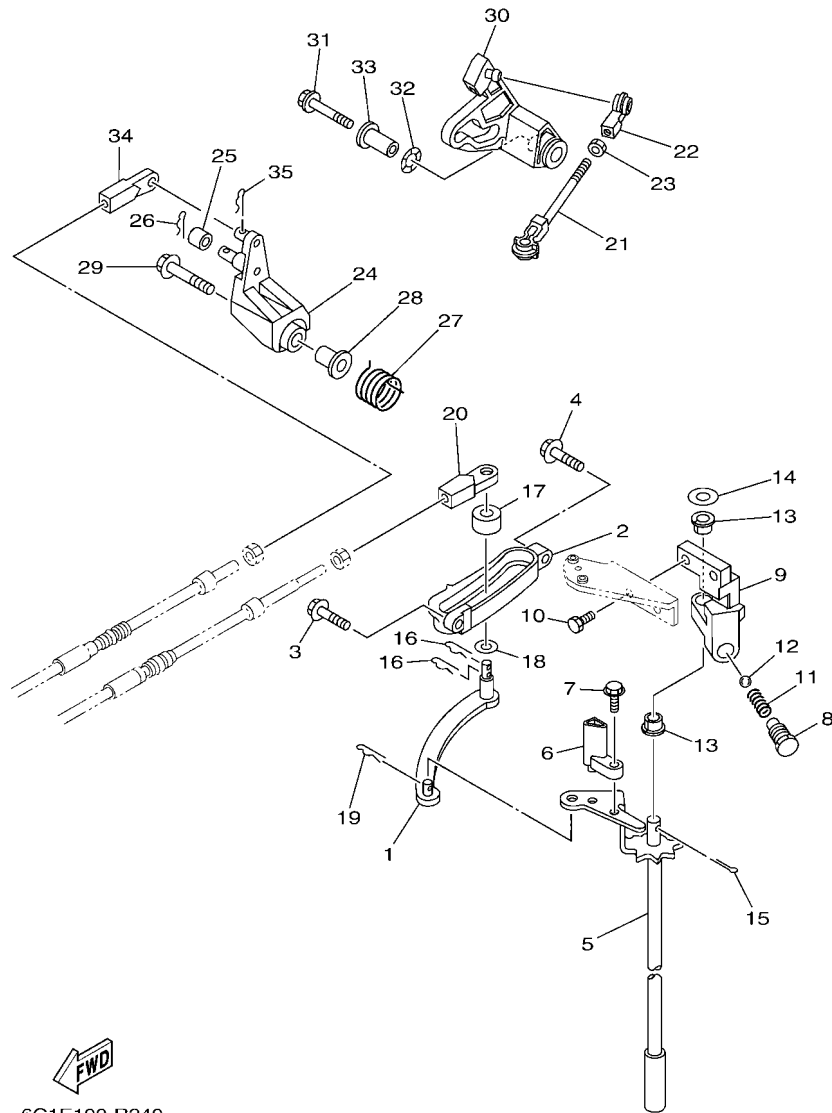
6C1E100-R240

REF. NO.	PART NO. CODIGO N°	DESCRIPTION DESCRIPCION	EHD	EHT	ET	REMARKS OBSERVACIONES
1	69W-44121-00	LEVER, SHIFT ROD PALANCA VARILLA CAMBIOS	1	1	1	
2	62Y-44117-01	BRACKET SOPORTE	1	1	1	
3	97E95-06520	BOLT, HEXAGON W/W DEEP RECESS TORNILLO HEXAGONAL CON RONDONA	1	1	1	
4	97E95-06525	BOLT, HEXAGON W/W DEEP RECESS TORNILLO HEXAGONAL CON RONDONA	1	1	1	
5	6C5-44120-02	HANDLE GEAR SHIFT ASSY MANIJA DE CAMBIO COMPL	1	1	1	L(20.9") L(20.9")
6	6C5-44120-12	HANDLE GEAR SHIFT ASSY MANIJA DE CAMBIO COMPL	1			X(25.4") X(25.4")
6	6C5-44122-00	BUSHING, SHIFT ROD LEVER BUJE PALANCA VARILLA DE CAMBIO	1	1	1	
7	97595-05514	BOLT, WITH WASHER PERNO CON ARANDELA	1	1	1	
8	62Y-42715-01	BUSHING BUJE	1	1	1	
9	62Y-44118-00-94	BRACKET SOPORTE	1	1	1	
10	90101-06054	BOLT TORNILLO	2	2	2	
11	90501-12082	SPRING, COMPRESSION RESORTE DE COMPRESION	1	1	1	
12	93501-04M02	BALL BOLA	1	1	1	
13	90386-90M90	BUSH BUJE	2	2	2	
14	90201-10M20	WASHER, PLATE ARANDELA PLANA	1	1	1	
15	91490-20015	PIN, COTTER CHAVETA	1	1	1	
16	90468-18008	CLIP PRESILLA	2	2	2	
17	688-44122-00	BUSHING, SHIFT ROD LEVER BUJE PALANCA VARILLA DE CAMBIO	1	1	1	
18	90202-07M07	WASHER, PLATE ARANDELA DE PLANA	1	1	1	
19	90468-18008	CLIP PRESILLA	1	1	1	
20	69W-48344-00	CABLE END, REMOTE CONTROL BASE CONTROL	1	1	1	
21	688-41211-01	LINK, ACCEL. ESLABON, ACELERADOR	1	1	1	
22	6H4-41237-00	JOINT, LINK CONECTOR	1	1	1	
23	95380-05700	NUT TUERCA	1	1	1	
24	62Y-42154-A0	LEVER, THROTTLE CONTROL PALANCA CONTROL ACELERADOR	1	1	1	
25	6C5-42171-00	BUSHING BUJE	1	1	1	
26	91490-16010	PIN, COTTER CHAVETA	1	1	1	



FIG. 24 CONTROL

CONTROL

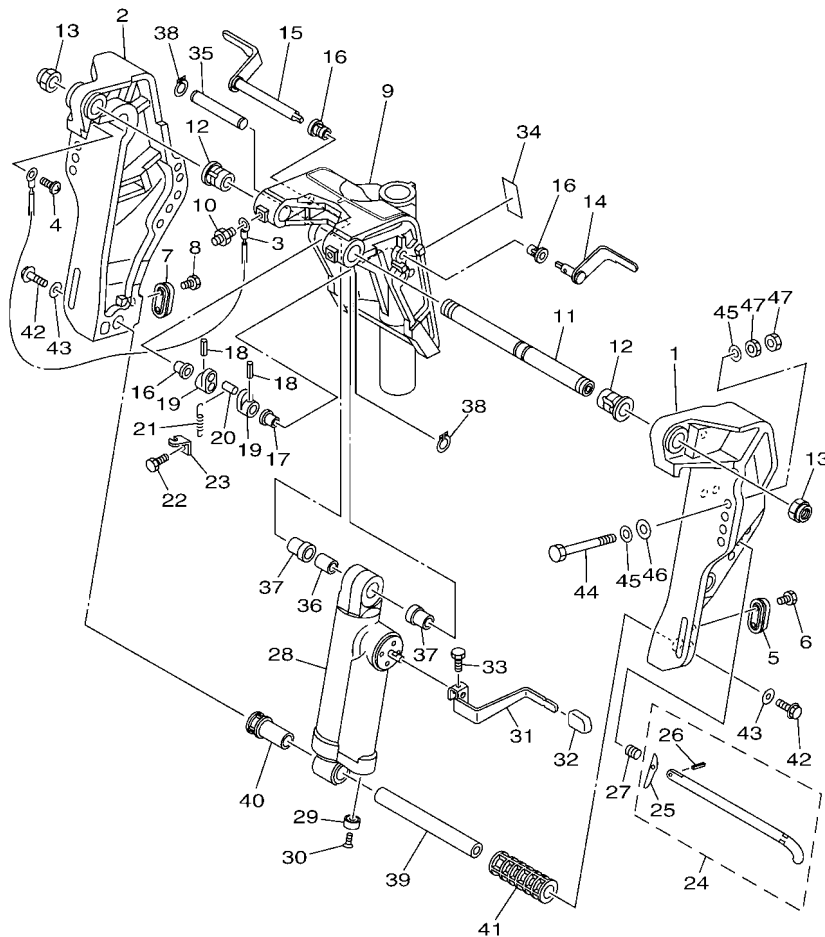


6C1E100-R240

REF. NO.	PART NO. CODIGO N°	DESCRIPTION DESCRIPCION	EHD	EHT	ET	REMARKS OBSERVACIONES
27	62Y-44135-00	SPRING RESORTE	1	1	1	
28	90387-06M45	COLLAR ESPACIADOR	1	1	1	
29	90119-06126	BOLT, WITH WASHER TORNILLO CON ARANDELA	1	1	1	
30	6C5-42335-00	LEVER, ACCEL. CONTROL PALANCA ACELERADOR CONTROL	1	1	1	
31	95D95-06035	BOLT, FLANGE DEEP RECESS CERROJO, REBORDE HUECO PROFUND	1	1	1	
32	90206-10M04	WASHER, WAVE ARANDELA ONDULADA	1	1	1	
33	90387-06M82	COLLAR ESPACIADOR	1	1	1	
34	69W-48344-00	CABLE END, REMOTE CONTROL BASE CONTROL	1	1	1	
35	90468-18008	CLIP PRESILLA	1	1	1	

FIG. 25 BRACKET 1

SOPORTE 1

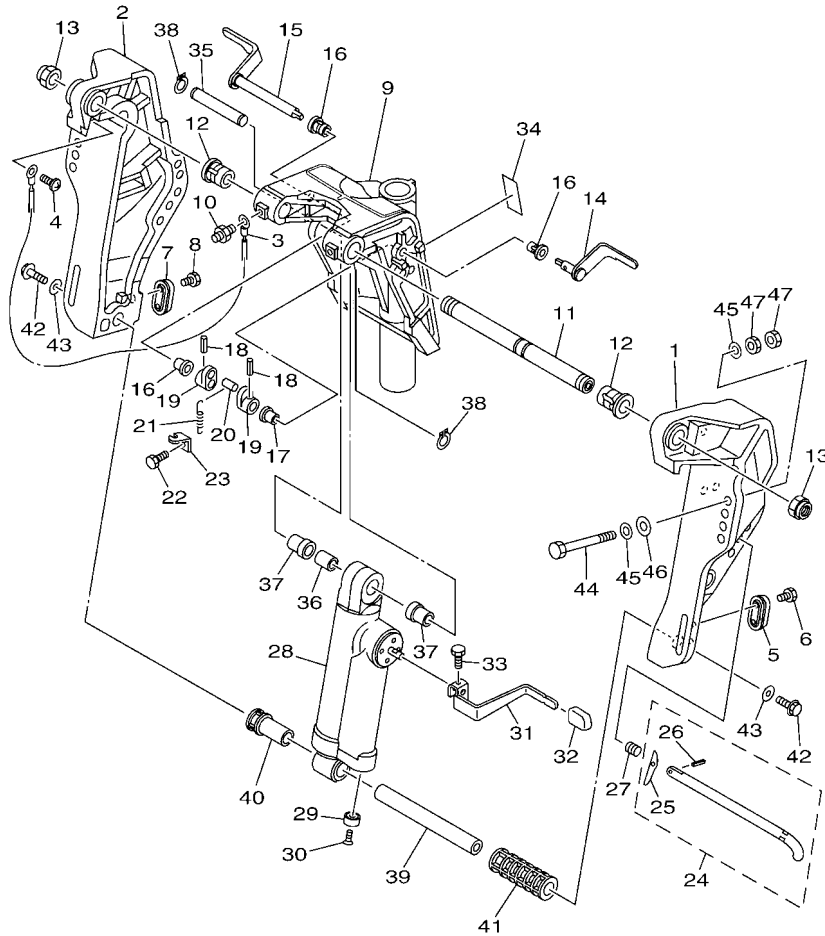


FWD  
6C68200-L240

REF. NO.	PART NO. CODIGO N°	DESCRIPTION DESCRIPCION	EHD	EHT	ET	REMARKS OBSERVACIONES
1	6C1-43111-00-8D	BRACKET, CLAMP 1 SOPORTE DE LA ABRAZADERA 1	1			
2	6C1-43112-00-8D	BRACKET, CLAMP 2 SOPORTE DE LA ABRAZADERA 2	1			
3	6E5-82148-00	WIRE, LEAD 4 CABLE CONDUCTOR 4	1			
4	97885-06008	SCREW, PAN HEAD TORNILLO A MUESCA	1			
5	65W-45251-00	ANODE CATODE	1			
6	90101-06020	BOLT TORNILLO	2			
7	65W-45251-00	ANODE CATODE	1			
8	90101-06020	BOLT TORNILLO	2			
9	6C6-43311-00-8D	BRACKET, SWIVEL 1 SOPORTE GIRATORIO 1	1			
10	93700-06002	NIPPLE, GREASE BOQUILLA DE ENGRASAR	1			
11	63D-43131-01	BOLT, CLAMP BRACKET TORNILLO DE ABRAZADERA DEL SOP	1			
12	90386-22MA4	BUSH BUJE	2			
13	90185-22M11	NUT, SELF-LOCKING TUERCA AUTOBLOCANTE	2			
14	6C5-43181-00	LEVER, TILT STOP 1 PALANCA TOPE INCLINACION 1	1			
15	6C5-43185-00	LEVER, TILT STOP 2 PALANCA TOPE INCLINACION 2	1			
16	90386-10M16	BUSH BUJE	3			
17	90386-10025	BUSH BUJE	1			
18	91690-30020	PIN, SPRING PASADOR DE RESORTE	2			
19	6G5-43148-00	COLLAR, DISTANCE COLLAR	2			
20	90249-06M19	PIN PASADOR	1			
21	90506-14M24	SPRING, TENSION RESORTE DE TENSION	1			
22	97D95-06010	BOLT, HEXAGON DEEP RECESS TORNILLO HEXAGONAL	1			
23	6G5-43144-00	HOOK, SPRING GANCHO	1			
24	688-43160-01	TILT ROD ASSY VARILLA DE BASCULACION COMPL.	1			
25	688-43165-00	.PLATE, TILT LOCK .PLACA DE TOPE, VARILLA SEGURID	1			
26	91690-30012	.PIN, SPRING .PASADOR DE RESORTE	1			
27	90502-16M02	SPRING, CONICAL RESORTE CONICO	1			

FIG. 25 BRACKET 1

SOPORTE 1

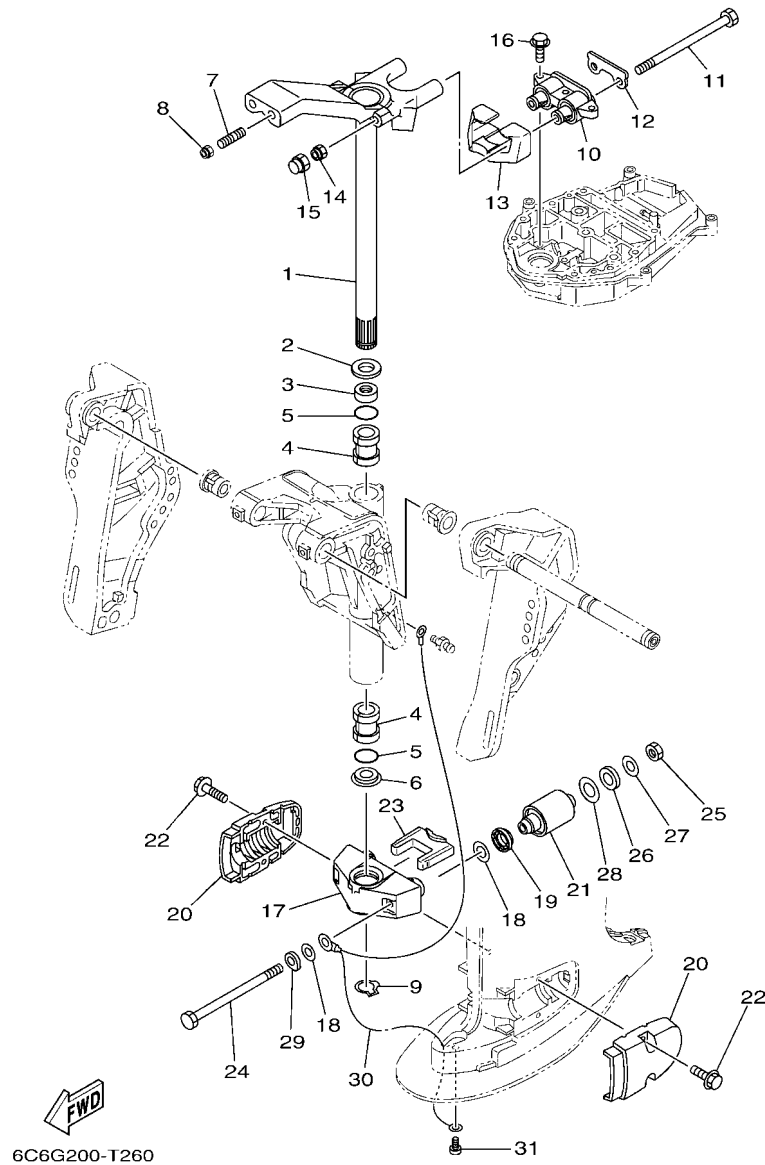


6C68200-L240

REF. NO.	PART NO. CODIGO N°	DESCRIPTION DESCRIPCION	EHD	EHT	ET	REMARKS OBSERVACIONES
28	6C6-43107-00-8D	SHOCK ABSORBER SUB-ASSY AMORTIGUADOR COMPL	1			
29	663-45251-00	ANODE CATODE	1			
30	90152-06M01	SCREW, COUNTERSUNK TORNILLO EMBUTIDO	1			
31	6C1-43631-00	LEVER, TILT PALANCA DE INCLINACION	1			
32	682-43318-01	COVER CUBIERTA	1			
33	97D95-06010	BOLT, HEXAGON DEEP RECESS TORNILLO HEXAGONAL	1			
34	63D-43691-00	INDICATOR, TILT INDICADOR	1			
35	69D-43126-01	PIN, UPPER SHOCK MOUNT PASADOR DE AMORTIGUADOR SUPERI	1			
36	90387-16003	COLLAR ESPACIADOR	1			
37	90387-16004	COLLAR ESPACIADOR	2			
38	93410-16097	CIRCLIP SEGURO	2			
39	6CJ-43818-00	PIN, LOWER SHOCK MOUNT PASADOR AMORTIGUADOR INFERIOR	1			
40	6C5-43833-00	PIPE TUBO 1	1			
41	6C5-43834-00	PIPE TUBO 2	1			
42	90119-10054	BOLT, WITH WASHER TORNILLO CON ARANDELA	2			
43	90201-10060	WASHER, PLATE ARANDELA PLANA	2			
44	90101-12M65	BOLT TORNILLO	4			
45	90201-12062	WASHER, PLATE ARANDELA PLANA	8			
46	90201-12426	WASHER, PLATE ARANDELA PLANA	4			
47	95380-12600	NUT TUERCA	8			

FIG. 26 BRACKET 2

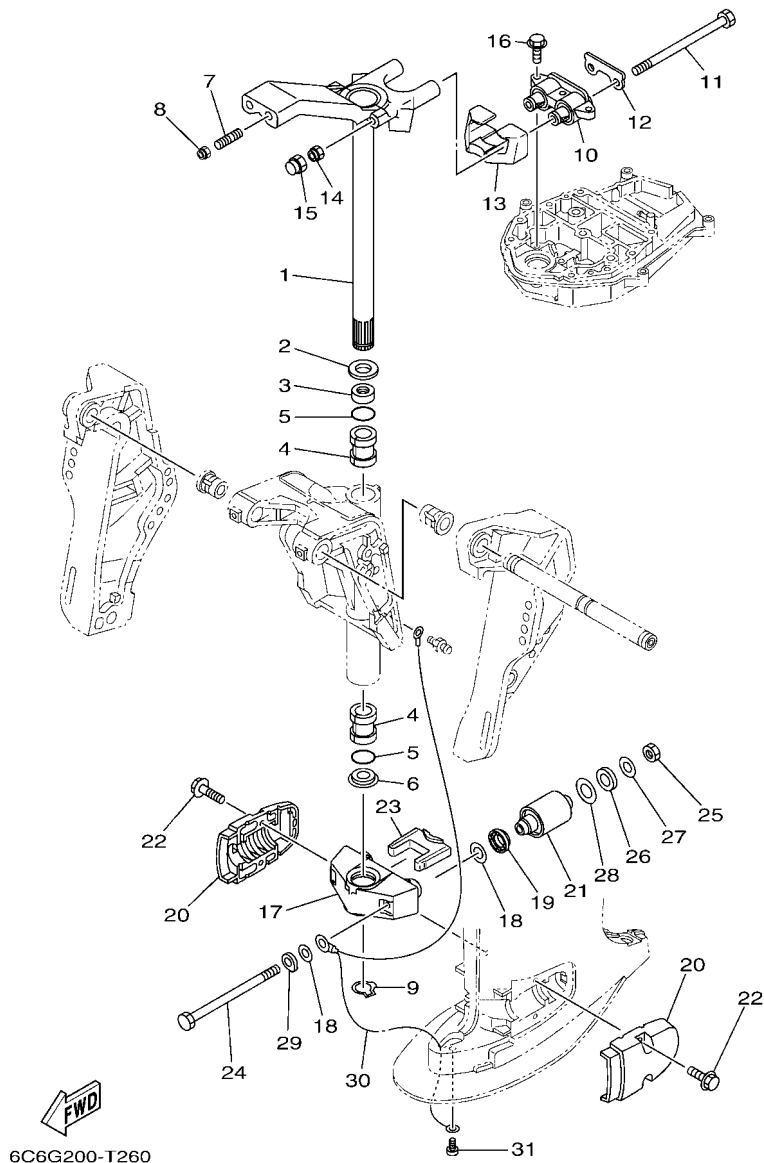
SOPORTE 2



REF. NO.	PART NO. CODIGO N°	DESCRIPTION DESCRIPCION	EHD	EHT	ET	REMARKS OBSERVACIONES
1	6C6-42510-00-8D	STEERING BRACKET ASSY SOPORTE DIRECCION COMPL.	1			
2	90201-30M00	WASHER, PLATE ARANDELA PLANA	1			
3	90386-30M78	BUSH BUJE	1			
4	90386-30M77	BUSH BUJE	2			
5	93210-29M94	O-RING ANILLO O	2			
6	90386-30M60	BUSH BUJE	1			
7	90116-10063	BOLT, STUD ESPARRAGO	2			
8	90185-10027	NUT, SELF-LOCKING TUERCA AUTOBLOCANTE	2			
9	93410-28M06	CIRCLIP SEGURO	1			
10	6C6-44514-00	MOUNT DAMPER, UPPER SIDE AMORTIGUADOR LADO SUPERIOR	1			
11	90101-10041	BOLT TORNILLO	2			
12	6C6-44526-00	PLATE PLACA 1	1			
13	6C6-44532-00	STOPPER, UPPER MOUNT RETEN	1			
14	90185-10027	NUT, SELF-LOCKING TUERCA AUTOBLOCANTE	2			
15	6C6-44194-00	CAP TAPA	2			
16	97E75-08530	BOLT, HEXAGON W/W DEEP RECESS TORNILLO HEXAGONAL CON RONDONA	3			
17	69D-44551-11-8D	HOUSING, LOWER MOUNT RUBBER 1 CAJA AMORTIGUADOR INFERIOR HU	1			
18	90201-12M16	WASHER, PLATE ARANDELA PLANA	4			
19	6C5-43885-00	GROMMET ARANDELA DE REFUERZO	2			
20	6C5-44552-00-8D	HOUSING, LOWER MOUNT RUBBER 2 CAJA AMORTIGUADOR INFERIOR HU	2			
21	69W-44555-00	MOUNT DAMPER, LOWER SIDE AMORTIGUADOR DE HULE LADO INFE	2			
22	90119-08094	BOLT, WITH WASHER TORNILLO CON ARANDELA	4			
23	6C6-44575-00	DAMPER, LOWER MOUNT RUBBER AMORTIGUADOR INFERIOR	1			
24	90109-12012	BOLT PERNO	2			
25	95380-12700	NUT TUERCA	2			
26	90202-21100	WASHER, PLATE ARANDELA DE PLANA	2			
27	90201-13M19	WASHER, PLATE ARANDELA PLANA	2			

FIG. 26 BRACKET 2

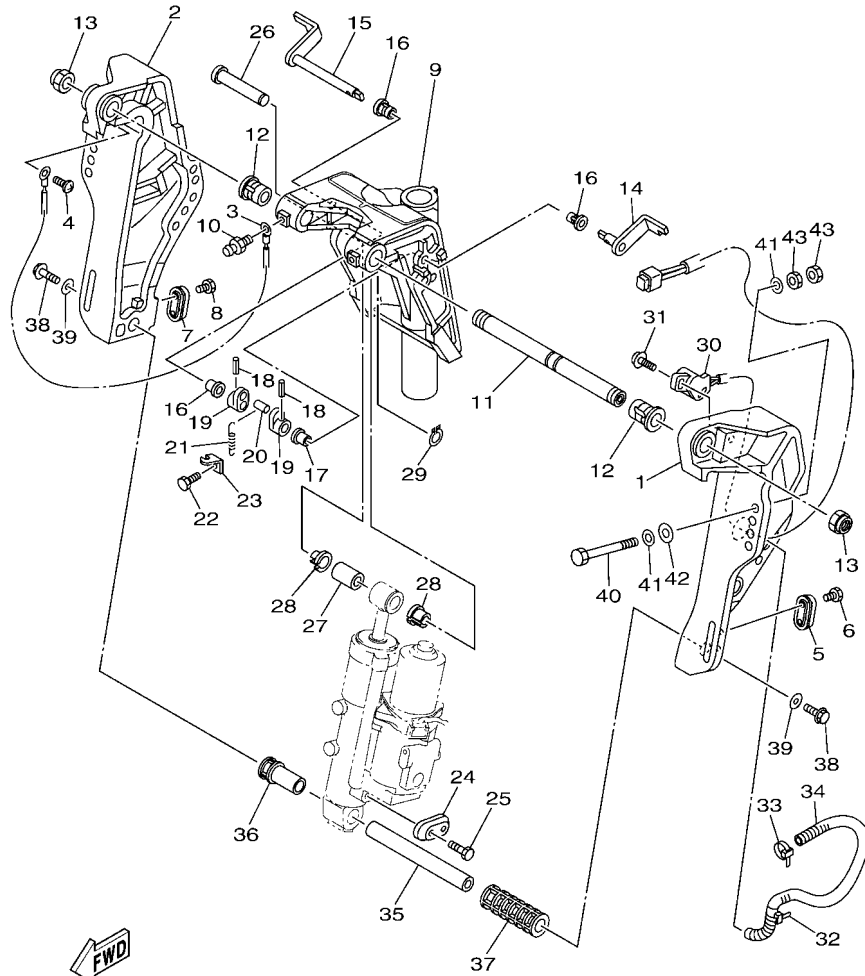
SOPORTE 2



REF. NO.	PART NO. CODIGO N°	DESCRIPTION DESCRIPCION	EHD	EHT	ET	REMARKS OBSERVACIONES
28	90201-22M05	WASHER, PLATE ARANDELA PLANA	2			
29	6C6-43127-10	COLLAR CASQUILLO CON VALONA	2			
30	67C-82127-10	WIRE, LEAD 2 CABLE CONDUCTOR 2	1			
31	97885-06008	SCREW, PAN HEAD TORNILLO A MUESCA	1			
-----						
-----						
-----						
-----						
-----						
-----						
-----						
-----						
-----						
-----						

FIG. 27 BRACKET 3

SOPORTE 3

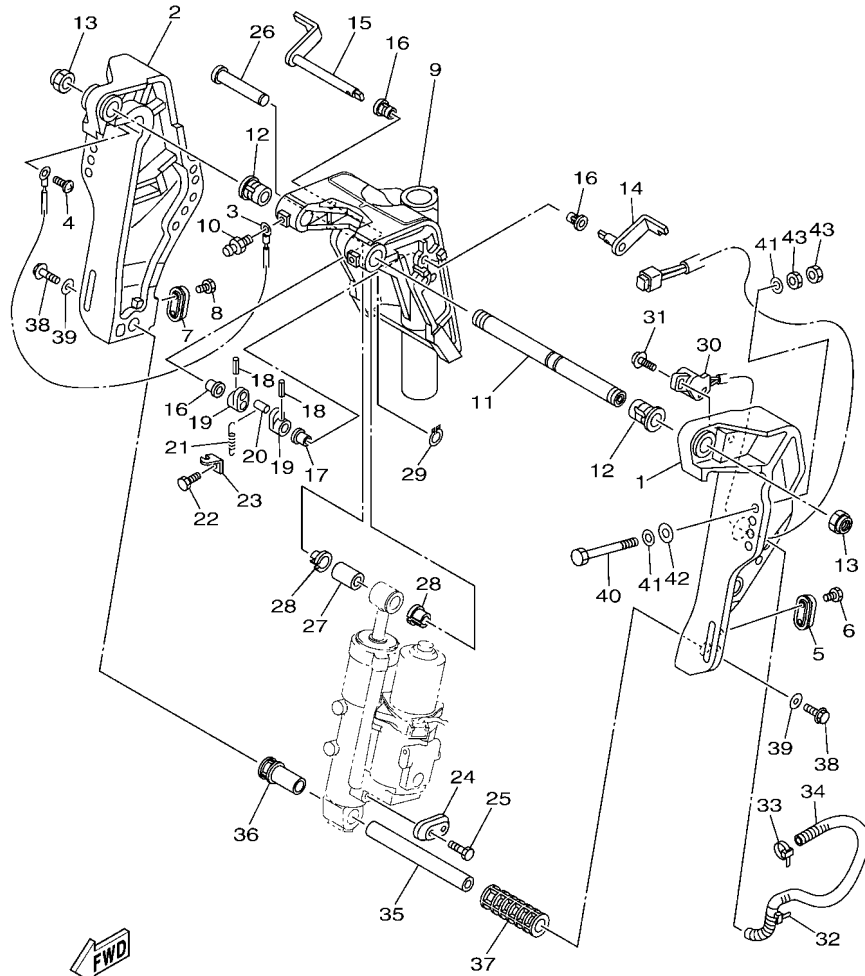


6C1D200-Q260

REF. NO.	PART NO. CODIGO N°	DESCRIPTION DESCRIPCION	EHD	EHT	ET	REMARKS OBSERVACIONES
1	6C5-43111-02-8D	BRACKET, CLAMP 1 SOPORTE DE LA ABRAZADERA 1		1	1	
2	6C5-43112-01-8D	BRACKET, CLAMP 2 SOPORTE DE LA ABRAZADERA 2		1	1	
3	6E5-82148-00	WIRE, LEAD 4 CABLE CONDUCTOR 4		1	1	
4	97885-06008	SCREW, PAN HEAD TORNILLO A MUESCA		1	1	
5	65W-45251-00	ANODE CATODE		1	1	
6	90101-06020	BOLT TORNILLO		2	2	
7	65W-45251-00	ANODE CATODE		1	1	
8	90101-06020	BOLT TORNILLO		2	2	
9	6C5-43311-01-8D	BRACKET, SWIVEL 1 SOPORTE GIRATORIO 1		1	1	
10	93700-06002	NIPPLE, GREASE BOQUILLA DE ENGRASAR		1		
	93700-06002	NIPPLE, GREASE BOQUILLA DE ENGRASAR			3	
11	63D-43131-01	BOLT, CLAMP BRACKET TORNILLO DE ABRAZADERA DEL SOP		1	1	
12	90386-22MA4	BUSH BUJE		2	2	
13	90185-22M11	NUT, SELF-LOCKING TUERCA AUTOBLOCANTE		2	2	
14	6C5-43181-00	LEVER, TILT STOP 1 PALANCA TOPE INCLINACION 1		1	1	
15	6C5-43185-00	LEVER, TILT STOP 2 PALANCA TOPE INCLINACION 2		1	1	
16	90386-10M16	BUSH BUJE		3	3	
17	90386-10025	BUSH BUJE		1	1	
18	91690-30020	PIN, SPRING PASADOR DE RESORTE		2	2	
19	6G5-43148-00	COLLAR, DISTANCE COLLAR		2	2	
20	90249-06M19	PIN PASADOR		1	1	
21	90506-14M24	SPRING, TENSION RESORTE DE TENSION		1	1	
22	97D95-06010	BOLT, HEXAGON DEEP RECESS TORNILLO HEXAGONAL		1	1	
23	6G5-43144-00	HOOK, SPRING GANCHO		1	1	
24	65W-45251-00	ANODE CATODE		1	1	
25	90101-06020	BOLT TORNILLO		2	2	
26	6E5-43126-02	PIN, UPPER SHOCK MOUNT PASADOR DE AMORTIGUADOR SUPERI		1	1	

FIG. 27 BRACKET 3

SOPORTE 3



6C1D200-Q260

REF. NO.	PART NO. CODIGO N°	DESCRIPTION DESCRIPCION	EHD	EHT	ET	REMARKS OBSERVACIONES
27	90386-18M92	BUSH BUJE		1	1	
28	90386-18M35	BUSH BUJE		2	2	
29	93410-18M05	CIRCLIP SEGURO		1	1	
30	63D-83672-11	TRIM SENDER TRANSMISOR DE INCLINADOR		1	1	
31	97985-06216	SCREW, WITH WASHER TORNILLO, CON ARANDELA		2	2	
32	90464-76001	CLAMP BRIDA		1	1	
33	90465-11M10	CLAMP BRIDA		1	1	
34	90447-19009	TUBE TUBO		1	1	
35	6CJ-43818-00	PIN, LOWER SHOCK MOUNT PASADOR AMORTIGUADOR INFERIOR		1	1	
36	6C5-43833-00	PIPE TUBO 1		1	1	
37	6C5-43834-00	PIPE TUBO 2		1	1	
38	90119-10054	BOLT, WITH WASHER TORNILLO CON ARANDELA		2	2	
39	90201-10060	WASHER, PLATE ARANDELA PLANA		2	2	
40	90101-12M65	BOLT TORNILLO		4	4	
41	90201-12062	WASHER, PLATE ARANDELA PLANA		8	8	
42	90201-12426	WASHER, PLATE ARANDELA PLANA		4	4	
43	95380-12600	NUT TUERCA		8	8	

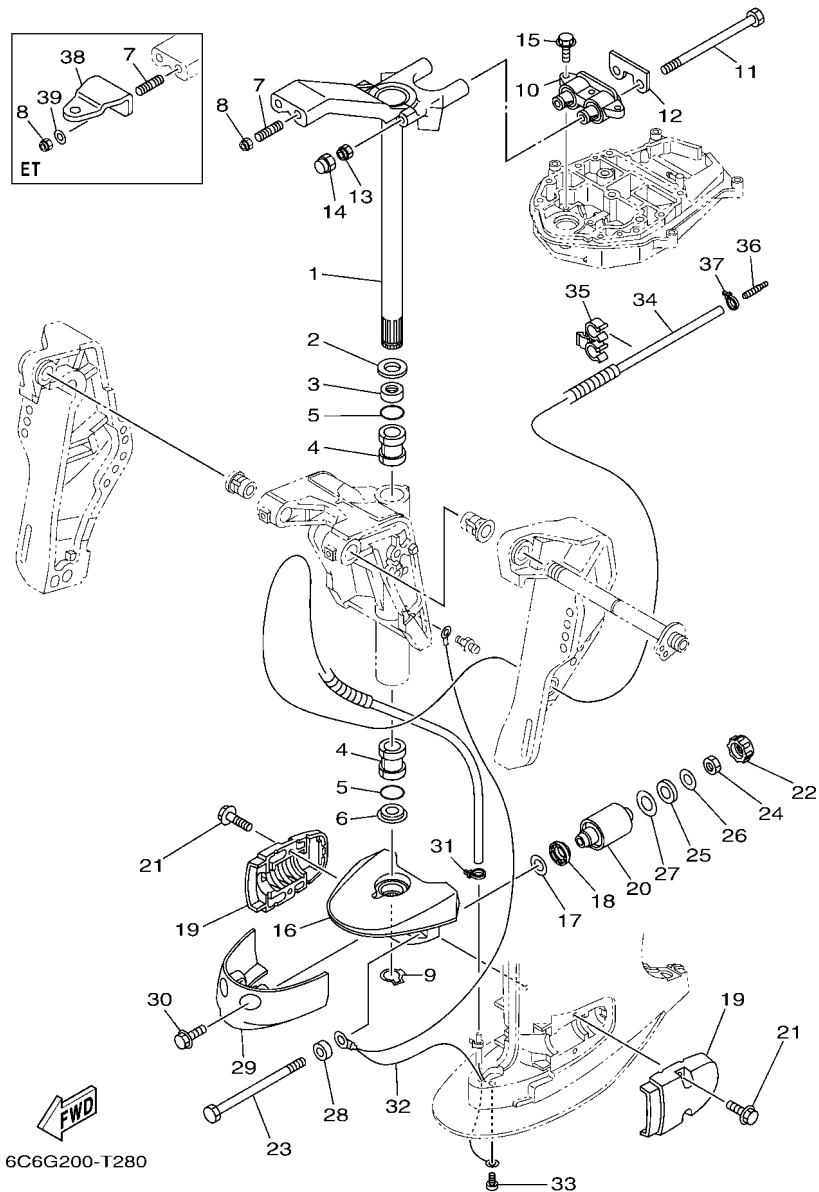
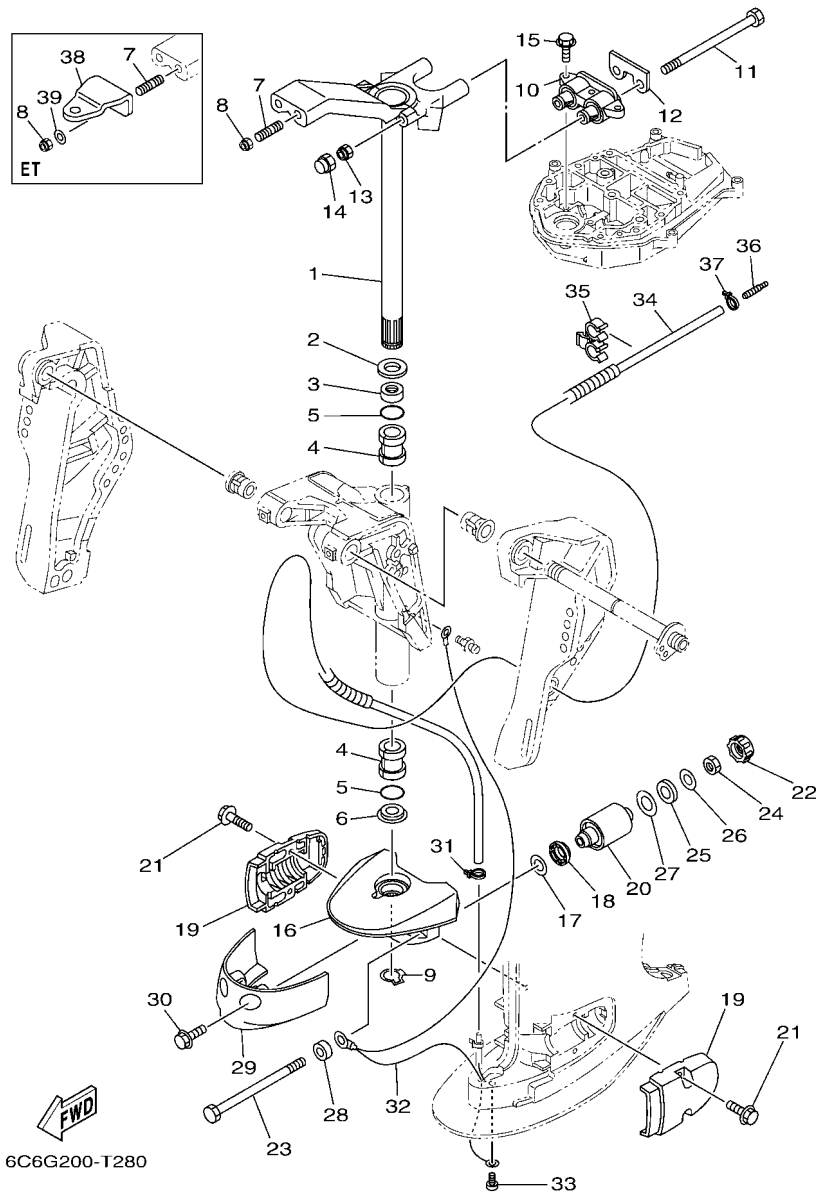


FIG. 28 BRACKET 4

SOPORTE 4

REF. NO.	PART NO. CODIGO N°	DESCRIPTION DESCRIPCION	EHD	EHT	ET	REMARKS OBSERVACIONES
1	69W-42510-01-8D	STEERING BRACKET ASSY SOPORTE DIRECCION COMPL.		1	1	
2	90201-30M00	WASHER, PLATE ARANDELA PLANA		1	1	
3	90386-30M78	BUSH BUJE		1	1	
4	90386-30M77	BUSH BUJE		2	2	
5	93210-29M94	O-RING ANILLO O		2	2	
6	90386-30M60	BUSH BUJE		1	1	
7	90116-10063	BOLT, STUD ESPARRAGO		2	2	
8	90185-10027	NUT, SELF-LOCKING TUERCA AUTOBLOCANTE		2	2	
9	93410-28M06	CIRCLIP SEGURO		1	1	
10	64J-44514-00	MOUNT DAMPER, UPPER SIDE AMORTIGUADOR LADO SUPERIOR		1	1	
11	90109-08229	BOLT PERNO		2	2	
12	69W-44526-01	PLATE PLACA 1		1	1	
13	90185-08018	NUT, SELF-LOCKING TUERCA AUTOBLOCANTE		2	2	
14	6C5-44194-00	CAP TAPA		2	2	
15	97E75-08530	BOLT, HEXAGON W/W DEEP RECESS TORNILLO HEXAGONAL CON RONDONA		3	3	
16	69W-44551-00-8D	HOUSING, LOWER MOUNT RUBBER 1 CAJA AMORTIGUADOR INFERIOR HU		1	1	
17	90201-12M16	WASHER, PLATE ARANDELA PLANA		2	2	
18	6C5-43885-00	GROMMET ARANDELA DE REFUERZO		2	2	
19	6C5-44552-00-8D	HOUSING, LOWER MOUNT RUBBER 2 CAJA AMORTIGUADOR INFERIOR HU		2	2	
20	69W-44555-00	MOUNT DAMPER, LOWER SIDE AMORTIGUADOR DE HULE LADO INFE		2	2	
21	90119-08094	BOLT, WITH WASHER TORNILLO CON ARANDELA		4	4	
22	6C5-44575-00	DAMPER, LOWER MOUNT RUBBER AMORTIGUADOR INFERIOR		2	2	
23	90109-12MA3	BOLT PERNO		2	2	
24	95380-12700	NUT TUERCA		2	2	
25	90202-21100	WASHER, PLATE ARANDELA DE PLANA		2	2	
26	90201-13M19	WASHER, PLATE ARANDELA PLANA		2	2	
27	90201-22M05	WASHER, PLATE ARANDELA PLANA		2	2	



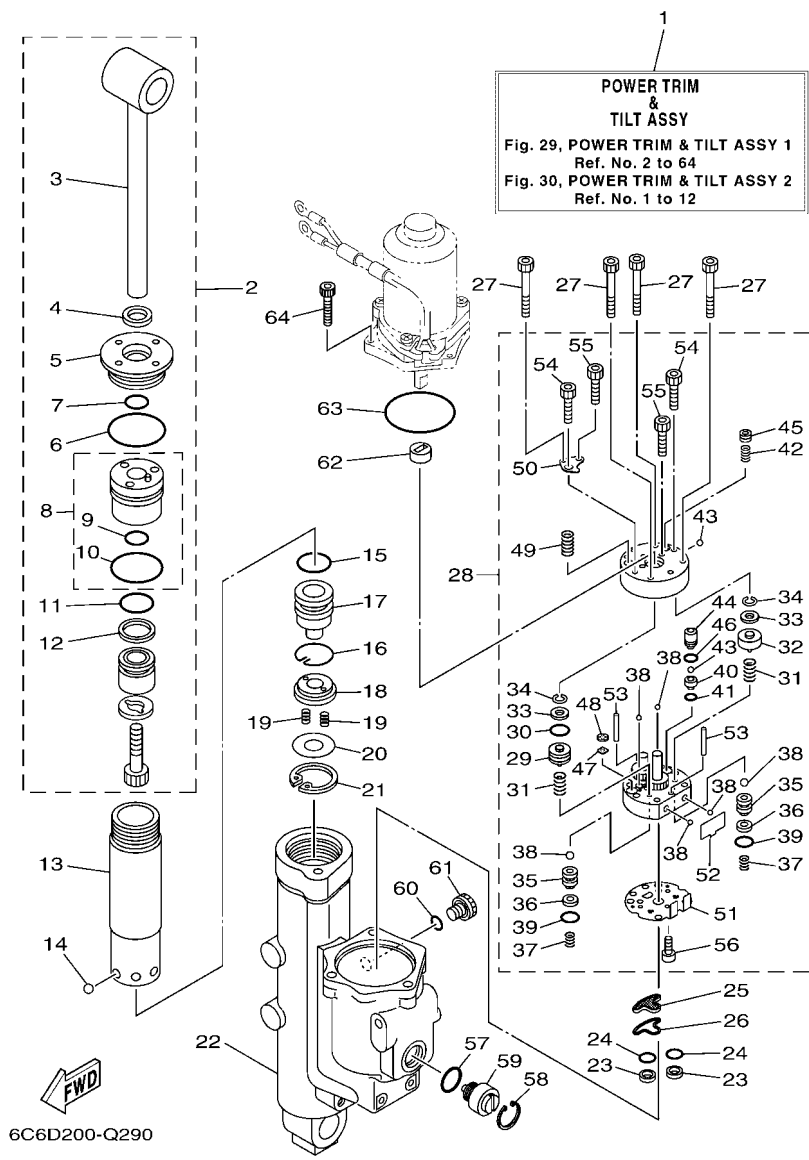


6C6G200-T280

FIG. 28 BRACKET 4

SOPORTE 4

REF. NO.	PART NO. CODIGO N°	DESCRIPTION DESCRIPCION	EHD	EHT	ET	REMARKS OBSERVACIONES
28	90387-12057	COLLAR ESPACIADOR		2	2	
29	67C-44553-00-8D	COVER, LOWER MOUNT CUBIERTA, AMORTIGUADOR INFERIOR		1	1	
30	97E95-08520	BOLT, HEXAGON W/W DEEP RECESS TORNILLO HEXAGONAL CON RONDONA		2	2	
31	90465-11M10	CLAMP BRIDA		1	1	
32	67C-82127-10	WIRE, LEAD 2 CABLE CONDUCTOR 2		1	1	
33	97885-06008	SCREW, PAN HEAD TORNILLO A MUESCA		1	1	
34	6CJ-44385-00	HOSE, WATER 1 TUBO DE AGUA 1		1	1	
35	90464-10006	CLAMP BRIDA		1	1	
36	6E5-83558-00	END, NIPPLE EXTREMO DE NIPLE		1	1	
37	90465-11M10	CLAMP BRIDA		1	1	
38	65W-48511-01	HOOK, STEERING GANCHO DIRECCION			1	
39	90201-10049	WASHER, PLATE ARANDELA PLANA			2	

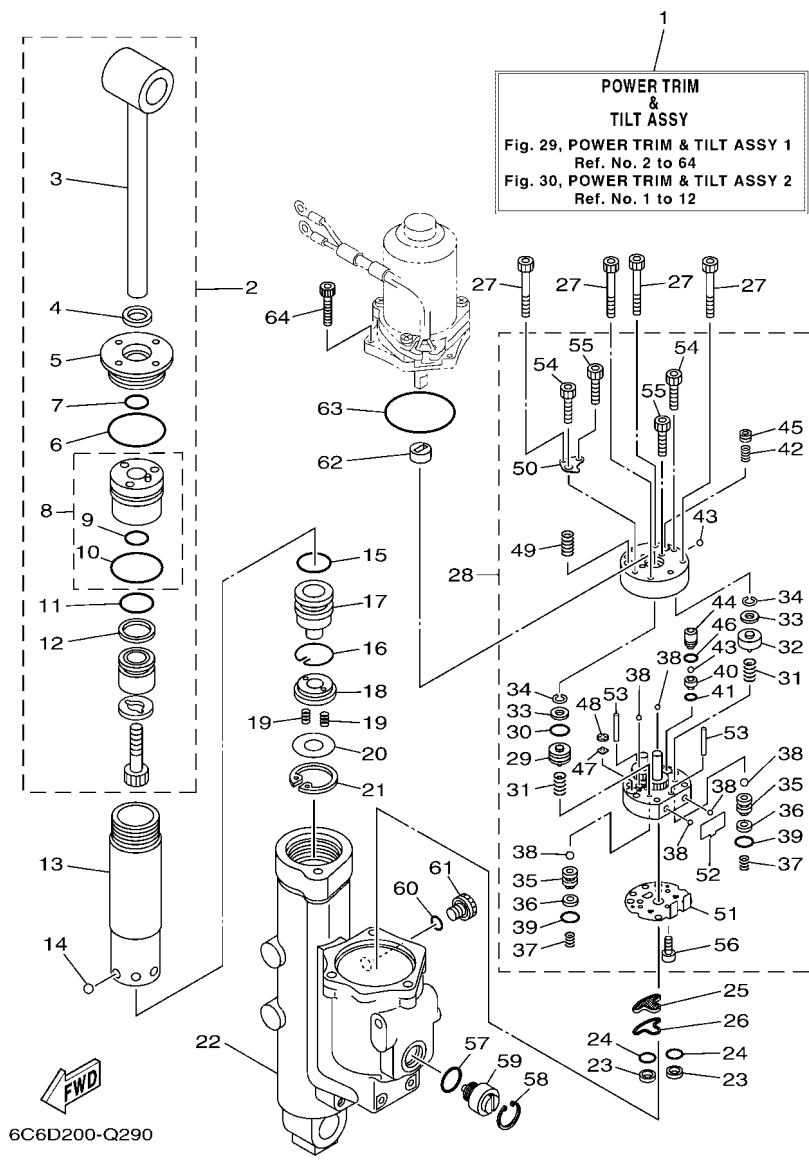


6C6D200-Q290

FIG. 29 POWER TRIM & TILT ASSY 1

COMPONER Y PODER VARILLA 1

REF. NO.	PART NO. CODIGO N°	DESCRIPTION DESCRIPCION	EHD	EHT	ET	REMARKS OBSERVACIONES
1	6C5-43800-12	POWER TRIM & TILT ASSY ELEVADOR HIDRAULICO COMPL.		1	1	
2	6CJ-43810-10	TILT PISTON SUB ASSY ELEVADOR SUB-PISTON COMPL.		1	1	
3	6CJ-43801-10	.ROD .VALILLA COMPL INCLINACION		1	1	
4	62Y-43822-00	.SEAL, TRIM DUST .SELLO DE POLVO		1	1	
5	6CJ-43821-10	.SCREW, TRIM CYLINDER END .TORNILLO CILINDRUO EXTREMO		1	1	
6	93210-49001	.O-RING .ANILLO O		1	1	
7	6CJ-43863-00	.O-RING .ANILLO EN O 3		1	1	
8	6CJ-4380R-10	.CYLINDER END SUB ASSY .CILINDRO EXTREMO SUB-COMPLET		1	1	
9	6CJ-43863-00	.O-RING .ANILLO EN O 3		1	1	
10	93210-44006	.O-RING .ANILLO O		1	1	
11	6C5-43861-00	.O-RING .ANILLO EN O 1		1	1	
12	6C5-43871-00	.RING, BACK UP .ANILLO		1	1	
13	6CJ-22471-10	CYLINDER, SHOCK ABSORBER CILINDRO DE AMORTIGUADOR		1	1	
14	93503-16003	BALL ESFERA		6	6	
15	6C5-43861-00	O-RING ANILLO EN O 1		1	1	
16	6C5-43875-00	RING, SNAP ANILLO		1	1	
17	6CJ-4381B-10	FREE PISTON SUB ASSY SUB-PISTON COMPL		1	1	
18	6C5-43899-00	PLATE STOPPER PLACA		1	1	
19	62X-4384H-00	SPRING RESORTE		2	2	
20	6C5-22435-00	PLATE, VALVE 2 PLACA DE VALVULA 2		1	1	
21	99009-32500	CIRCLIP PRESILLA REDONDA		1	1	
22	6C5-4380K-11	CYLINDER, TILT SUB ASSY CILINDRO, INCLINACION		1	1	
23	6C5-43817-10	FILTER 2 FIELTRO 2		2	2	
24	69J-4389J-00	O-RING ANILLO O		2	2	
25	6C5-43816-00	FILTER 1 FIELTRO 1		1	1	
26	6C5-4380G-00	PLATE PLACA		1	1	
27	91318-05045	BOLT TORNILLO		4	4	

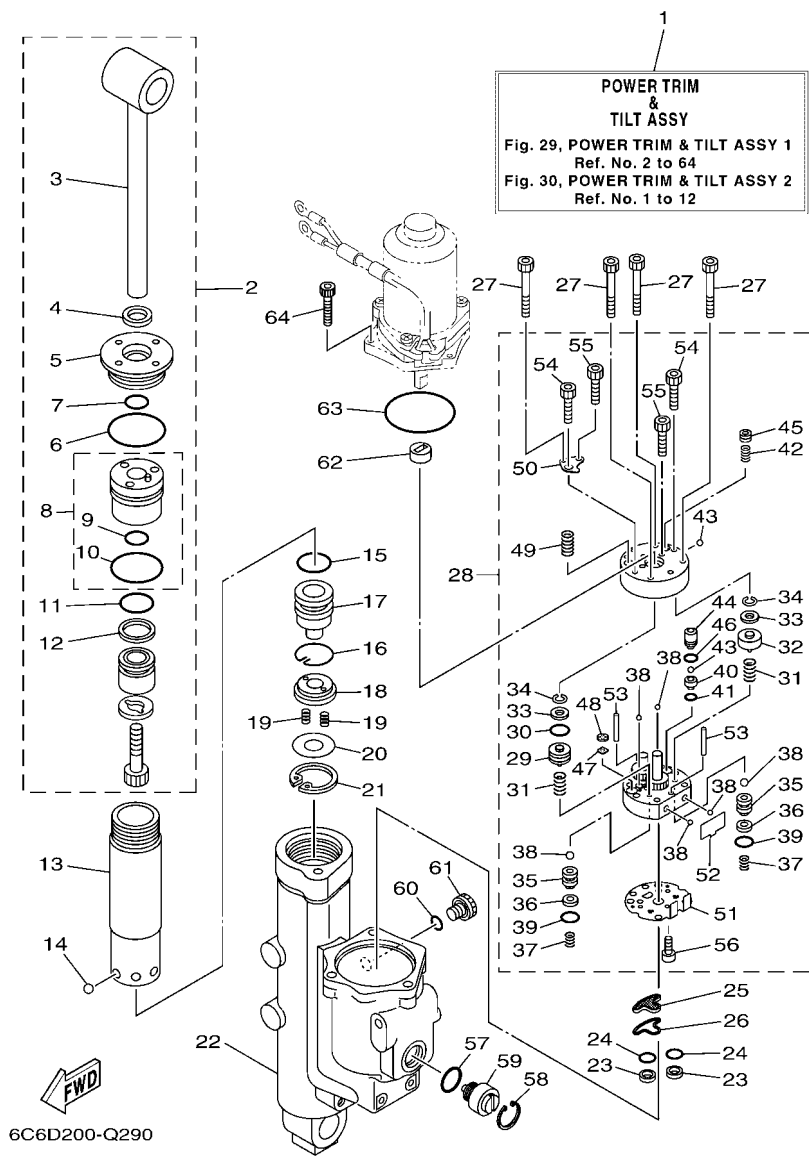


6C6D200-Q290

FIG. 29 POWER TRIM & TILT ASSY 1

COMPONER Y PODER VARILLA 1

REF. NO.	PART NO. CODIGO N°	DESCRIPTION DESCRIPCION	EHD	EHT	ET	REMARKS OBSERVACIONES
28	6C5-43830-10	GEAR PUMP ASSY ENGRANAJE BOMBA COMPL.		1	1	
29	6D8-43841-00	.PISTON, SHUTTLE .PISTON		1	1	
30	6H1-43883-00	.O-RING .ANILLO EN O 10		1	1	
31	69J-43894-00	.SPRING, SHUTTLE RETURN .RESORTE		2	2	
32	6D8-4384M-00	.PISTON, SHUTTLE 2 .PISTON 2		1	1	
33	69A-4384F-00	.SEAL, MAIN VALVE .ASIENTO		2	2	
34	99002-03600	.CIRCLIP .PRESILLA REDONDA		2	2	
35	6EK-4382E-00	.ADAPTOR 2 .ADAPTADOR 2		2	2	
36	6C6-4387G-00	.WASHER .ARANDELA		2	2	
37	6C6-43853-00	.SPRING, MAIN VALVE .RESORTE		2	2	
38	93505-32038	.BALL .BOLA		6	6	
39	69J-4389J-00	.O-RING .ANILLO O		2	2	
40	6D8-43851-00	.SEAT, RELIEF VALVE .ASIENTO VALVULA DE DESCARGA		1	1	
41	93210-064A5	.O-RING .ANILLO O		1	1	
42	6C5-43855-10	.SPRING, UP RELIEF .RESORTE SEGURIDAD SUPERIOR		1	1	
43	93501-08001	.BALL .BOLA		2	2	
44	6D8-43844-00	.PIN, VALVE SUPPORT .PASADOR VALVULA SOPORTE		1	1	
45	6D8-43843-00	.SCREW, VALVE LOCK .TORNILLO		1	1	
46	93210-04N51	.O-RING .ANILLO O		1	1	
47	6H1-4384G-11	.SEAL, RELIEF VALVE .ASIENTO		1	1	
48	6H1-43844-10	.PIN, VALVE SUPPORT .PASADOR VALVULA SOPORTE		1	1	
49	6C5-43856-10	.SPRING, DOWN RELIEF .RESORTE SEGURIDAD		1	1	
50	6D8-4382L-00	.CAP, RELIEF VALVE .TAPA		1	1	
51	6C5-43895-00	.SEAT, RELIEF VALVE .ASIENTO		1	1	
52	6C5-43854-00	.SPRING, MANUAL RELEASE .RESORTE DESCOPLO MANUAL		1	1	
53	93604-26256	.PIN, DOWEL .PASADOR DE CLAVIJA		2	2	
54	91318-05030	.BOLT .TORNILLO		2	2	



6C6D200-Q290

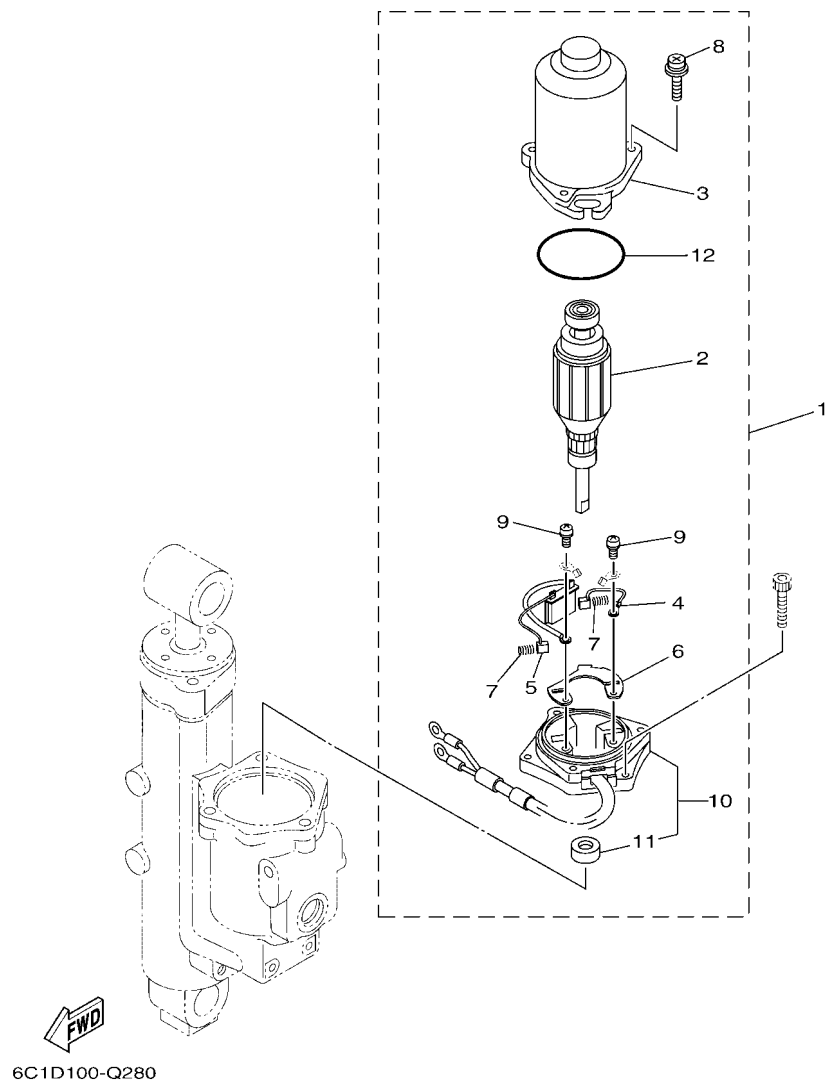
FIG. 29 POWER TRIM & TILT ASSY 1

COMPONER Y PODER VARILLA 1

REF. NO.	PART NO. CODIGO N°	DESCRIPTION DESCRIPCION	EHD	EHT	ET	REMARKS OBSERVACIONES
55	91318-03025	.BOLT .TORNILLO		2	2	
56	91318-03005	.BOLT .TORNILLO		1	1	
57	6D8-43863-00	O-RING ANILLO EN O 3		1	1	
58	6H1-43875-00	RING, SNAP ANILLO		1	1	
59	6CJ-43845-10	SCREW, MANUAL RELEASE TORNILLO DESCOPLO MANUAL		1	1	
60	6CJ-43861-10	O-RING ANILLO EN O 1		1	1	
61	6CJ-43829-10	PLUG, RESERVOIR TAPON DEPOSITO		1	1	
62	6C5-43831-00	CONNECTOR, SHAFT CONEXION EJE		1	1	
63	93210-64488	O-RING ANILLO O		1	1	
64	91380-05020	BOLT PERNO		3	3	

FIG. 30 POWER TRIM & TILT ASSY 2

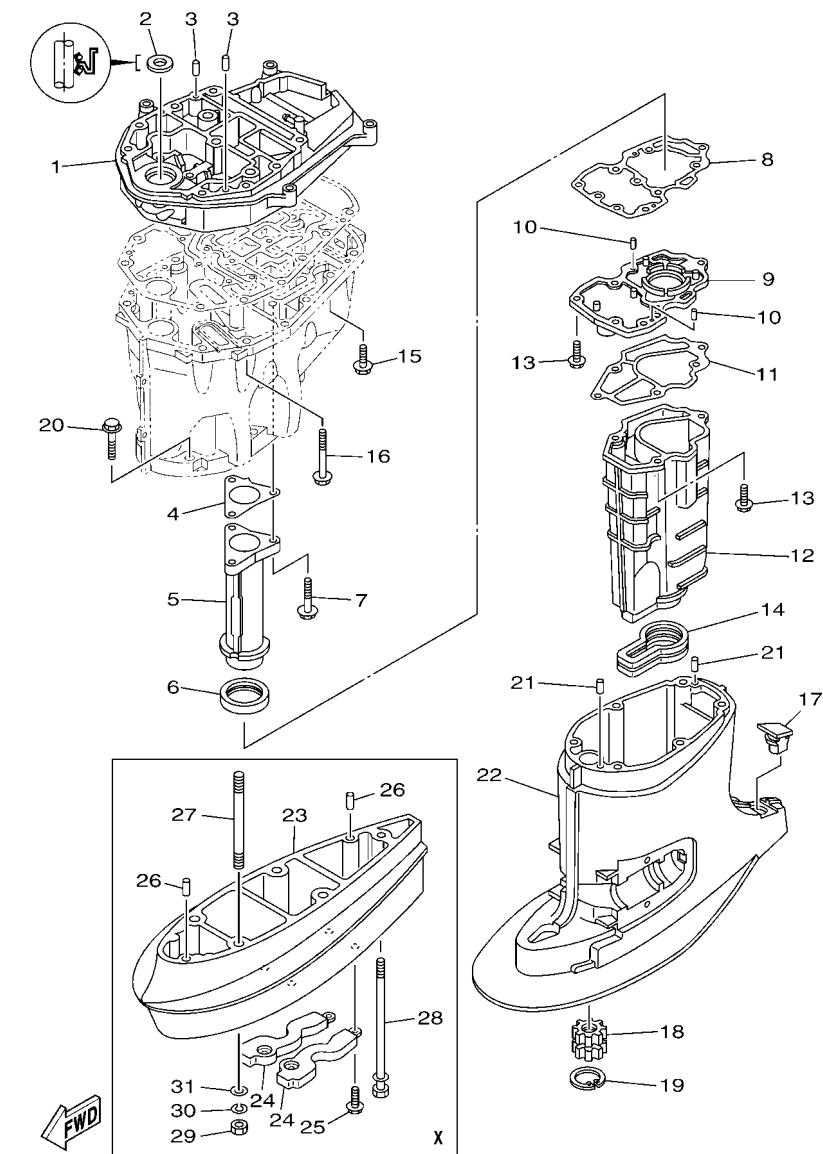
COMPONER Y PODER VARILLA 2



REF. NO.	PART NO. CODIGO N°	DESCRIPTION DESCRIPCION	EHD	EHT	ET	REMARKS OBSERVACIONES
1	6CJ-43880-12	MOTOR ASSY MOTOR COMPL.		1	1	
2	6CJ-43805-11	.ARMATURE ASSY .INDUCIDO COMPL.		1	1	
3	6CJ-43804-11	.STATOR ASSY .ESTATOR COMPL		1	1	
4	6EK-43892-00	.BRUSH 2 .ESCOBILLA 2		1	1	
5	6CJ-82181-10	.CIRCUIT BREAKER COMP. .RUPTOR DE CIRCUITO COMPL		1	1	
6	6EK-4380F-00	.PLATE, BRUSH HOLDER .PLACA		1	1	
7	62X-4386K-00	.SPRING, BRUSH .RESORTE, ESCOBILLA		2	2	
8	6CJ-43879-10	.SCREW, WITH WASHER .TORNILLO CON RONDANA		3	3	
9	97602-04316	.SCREW, PAN HEAD WITH WASHER .TORNILLO CON RONDONA		2	2	
10	6CJ-43881-10	.FRAME, END .CUADRO EXTERMO		1	1	
11	6EK-43882-00	.OIL SEAL .SELLO ACEITE		1	1	
12	6CJ-43862-10	.O-RING .ANILLO EN O 2		1	1	

FIG. 31 UPPER CASING

FUNDA SUPERIOR

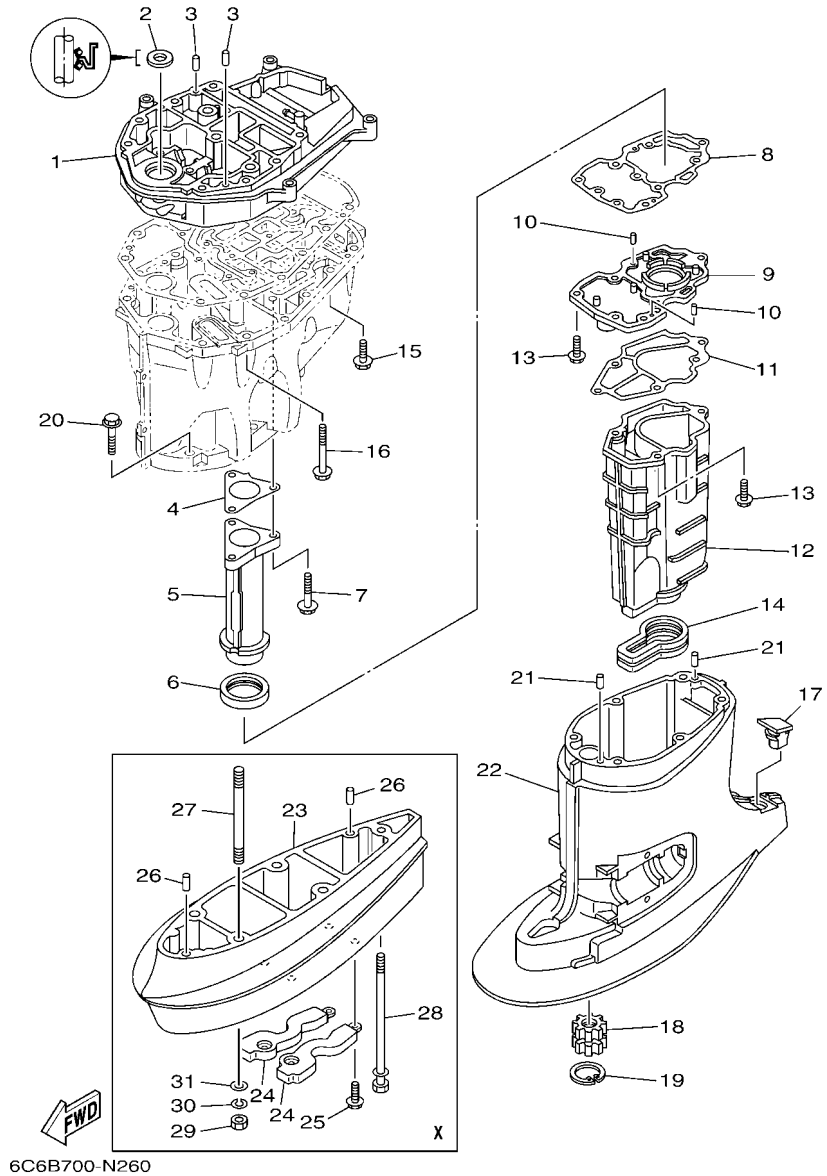


6C6B700-N260

REF. NO.	PART NO. CODIGO N°	DESCRIPTION DESCRIPCION	EHD	EHT	ET	REMARKS OBSERVACIONES
1	6C5-41137-03	GUIDE, EXHAUST GUIA DE ESCAPE	1	1	1	
2	93103-18011	OIL SEAL SELLO ACEITE	1	1	1	
3	93608-12M05	PIN, DOWEL PASADOR DE CLAVIJA	2	2	2	
4	6C5-41133-00	GASKET, EXHAUST MANIFOLD 1 EMPAQUE ESCAPE MULTIPLE	1	1	1	
5	6C5-41131-00-CA	MANIFOLD, EXT. 1 TUBO MULTIPLE DE ESCAPE	1	1	1	
6	6C5-46132-00	GASKET 1 EMPAQUE 1	1	1	1	
7	90119-06261	BOLT, WITH WASHER TORNILLO CON ARANDELA	3	3	3	
8	6C5-41134-00	GASKET, EXHAUST MANIFOLD EMPAQUE	1	1	1	
9	6C5-45181-00-CA	PLATE PLACA	1	1	1	
10	93604-10M03	PIN, DOWEL PASADOR DE CLAVIJA	2	2	2	
11	6C5-41135-00	GASKET, EXHAUST MANIFOLD EMPAQUE	1	1	1	
12	6C5-14711-00-CA	MUFFLER 1 SILENCIADOR 1	1	1	1	
13	97E75-06525	BOLT, HEXAGON W/W DEEP RECESS TORNILLO HEXAGONAL CON RONDONA	6	6	6	
14	6C5-45123-00	GASKET, MUFFLER EMPAQUE SILENCIADOR	1	1	1	
15	90119-08102	BOLT, WITH WASHER TORNILLO CON ARANDELA	4	4	4	
16	90119-08132	BOLT, WITH WASHER TORNILLO CON ARANDELA	8	8	8	
17	6C5-45155-00	CAP TAPA	1	1	1	
18	69W-45318-00	BUSHING, DRIVE SHAFT BUJE, EJE DE MANDO	1	1	1	
19	93420-36M01	CIRCLIP SEGURO	1	1	1	
20	97E75-10545	BOLT, HEXAGON W/W DEEP RECESS TORNILLO HEXAGONAL CON RONDONA	6	6	6	
21	93606-12019	PIN, DOWEL PASADOR DE CLAVIJA	2	2	2	
22	6C5-45111-00-8D	CASING, UPPER CAJA SUPERIOR	1	1	1	
23	6C5-45211-00-8D	EXTENSION EXTENSION	1			X(25.4") X(25.4")
24	6C5-45213-01	COVER, EXTENSION CUBIERTA EXTENSION	2			X(25.4") X(25.4")
25	97E75-06520	BOLT, HEXAGON W/W DEEP RECESS TORNILLO HEXAGONAL CON RONDONA	4			X(25.4") X(25.4")
26	93606-12019	PIN, DOWEL PASADOR DE CLAVIJA	2			X(25.4") X(25.4")
27	90116-10M53	BOLT, STUD ESPARRAGO	4			X(25.4") X(25.4")

**FIG. 31 UPPER CASING**

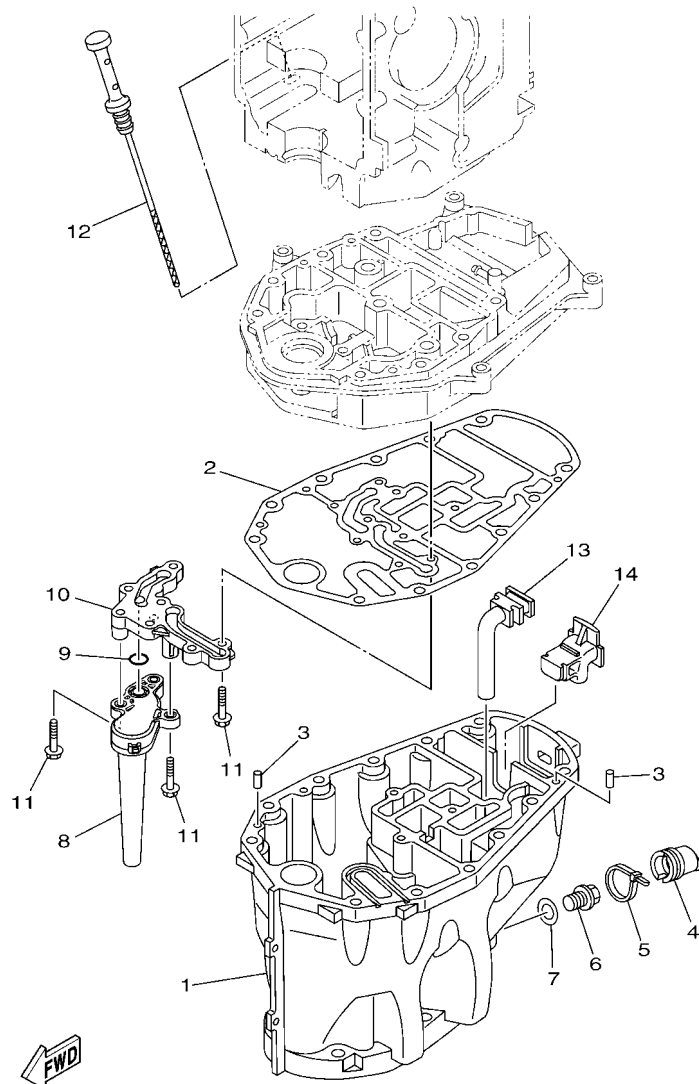
**FUNDA SUPERIOR**



REF. NO.	PART NO. CODIGO N°	DESCRIPTION DESCRIPCION	EHD	EHT	ET	REMARKS OBSERVACIONES
28	90119-08M00	BOLT, WITH WASHER TORNILLO CON ARANDELA	1			X(25.4") X(25.4")
29	95380-10600	NUT TUERCA	4			X(25.4") X(25.4")
30	92990-10100	WASHER, SPRING ARANDELA PLANA	4			X(25.4") X(25.4")
31	92995-10600	WASHER ARANDELA	4			X(25.4") X(25.4")
-----						
-----						
-----						
-----						
-----						
-----						
-----						
-----						

FIG. 32 OIL PAN

OIL PAN



6C1A100-M300

REF. NO.	PART NO. CODIGO N°	DESCRIPTION DESCRIPCION	EHD	EHT	ET	REMARKS OBSERVACIONES
1	6C5-15311-02	OIL PAN BANDEJA DE ACEITE	1	1	1	
2	6C5-15312-01	GASKET, OIL PAN EMPAQ BANDEJA DE ACEITE	1	1	1	
3	93606-12019	PIN, DOWEL PASADOR DE CLAVIJA	2	2	2	
4	6CJ-15316-00	DAMPER 1 AMORTIGUADOR 1	1	1	1	
5	90465-11M59	CLAMP BRIDA	1	1	1	
6	90340-14M06	PLUG, STRAIGHT SCREW TORNILLO, DE DRENAJE	1	1	1	
7	90430-14M09	GASKET JUNTA	1	1	1	
8	6CJ-13411-10	STRAINER, OIL FILTRO DE ACEITE	1	1	1	
9	93210-12790	O-RING ANILLO O	1	1	1	
10	6CJ-15333-10	COVER CUBIERTA	1	1	1	
11	95812-06025	BOLT, FLANGE TORNILLO DE REBORDE	9	9	9	
12	6C5-15362-00	PLUG, OIL LEVEL TAPON DEL NIVEL DE ACEITE	1	1	1	
13	6C5-45135-10	PIPE TUBO 1	1	1	1	
14	6C5-45136-10	PIPE TUBO	1	1	1	



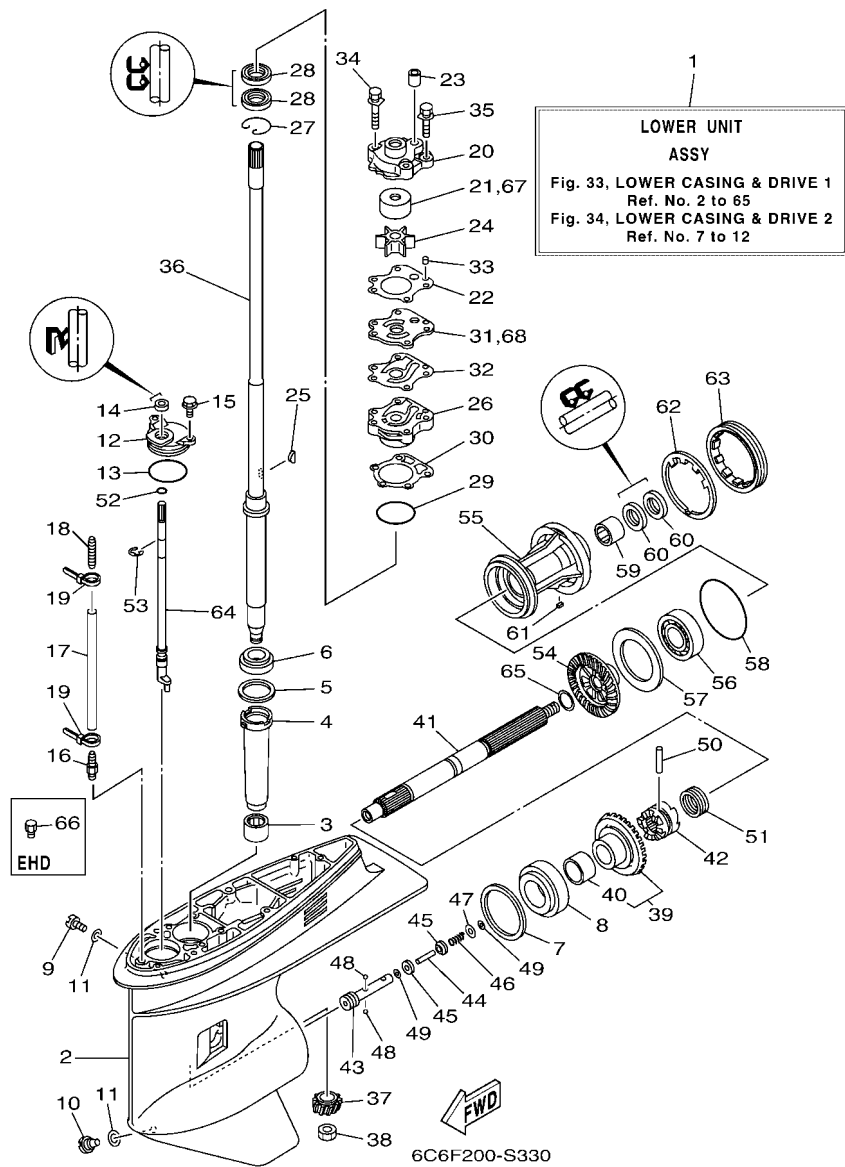


FIG. 33 LOWER CASING & DRIVE 1

IMPULSOR E INFERIOR 1

REF. NO.	PART NO. CODIGO N°	DESCRIPTION DESCRIPCION	EHD	EHT	ET	REMARKS OBSERVACIONES
1	68S-45300-33-8D	LOWER UNIT ASSY CONJUNTO UNIDAD INFERIOR	1	1	1	L(20.9") L(20.9")
	68S-45300-43-8D	LOWER UNIT ASSY CONJUNTO UNIDAD INFERIOR	1			X(25.4") X(25.4")
2	67F-45301-00-8D	CASING, LOWER FUNDA INFERIOR COMPLETA	1	1	1	
3	93315-52563	BEARING COJINETE DE RODILLOS	1	1	1	
4	688-45536-01	SLEEVE, DRIVE SHAFT CAMISA EJE DE MANDO	1	1	1	
5	688-45587-01	SHIM (T:0.10MM) LAINA (T:0.10MM)	1	1	1	UR
	688-45587-10	SHIM (T:0.12MM) LAINA (T:0.12MM)	1	1	1	UR
	688-45587-20	SHIM (T:0.15MM) LAINA (T:0.15MM)	1	1	1	UR
	688-45587-30	SHIM (T:0.18MM) LAINA (T:0.18MM)	1	1	1	UR
	688-45587-40	SHIM (T:0.30MM) LAINA (T:0.30MM)	1	1	1	UR
	688-45587-50	SHIM (T:0.40MM) LAINA (T:0.40MM)	1	1	1	UR
	688-45587-60	SHIM (T:0.50MM) LAINA (T:0.50MM)	1	1	1	UR
6	93332-000U3	BEARING COJINETE	1	1	1	
7	688-45567-01	SHIM (T:0.10MM) LAINA (T:0.10MM)	1	1	1	UR
	688-45567-10	SHIM (T:0.12MM) LAINA (T:0.12MM)	1	1	1	UR
	688-45567-20	SHIM (T:0.15MM) LAINA (T:0.15MM)	1	1	1	UR
	688-45567-30	SHIM (T:0.18MM) LAINA (T:0.18MM)	1	1	1	UR
	688-45567-40	SHIM (T:0.30MM) LAINA (T:0.30MM)	1	1	1	UR
	688-45567-50	SHIM (T:0.40MM) LAINA (T:0.40MM)	1	1	1	UR
	688-45567-60	SHIM (T:0.50MM) LAINA (T:0.50MM)	1	1	1	UR
8	93332-00095	BEARING COJINETE	1	1	1	
9	90340-08002	PLUG, STRAIGHT SCREW TORNILLO, DE DRENAJE	1	1	1	
10	688-45341-10	PLUG, DRAIN TAPON, DREN	1	1	1	
11	90430-08003	GASKET JUNTA	2	2	2	
12	688-45321-00	PLATE PLACA	1	1	1	
13	93210-49046	O-RING ANILLO O	1	1	1	
14	93106-09014	OIL SEAL SELLO ACEITE	1	1	1	

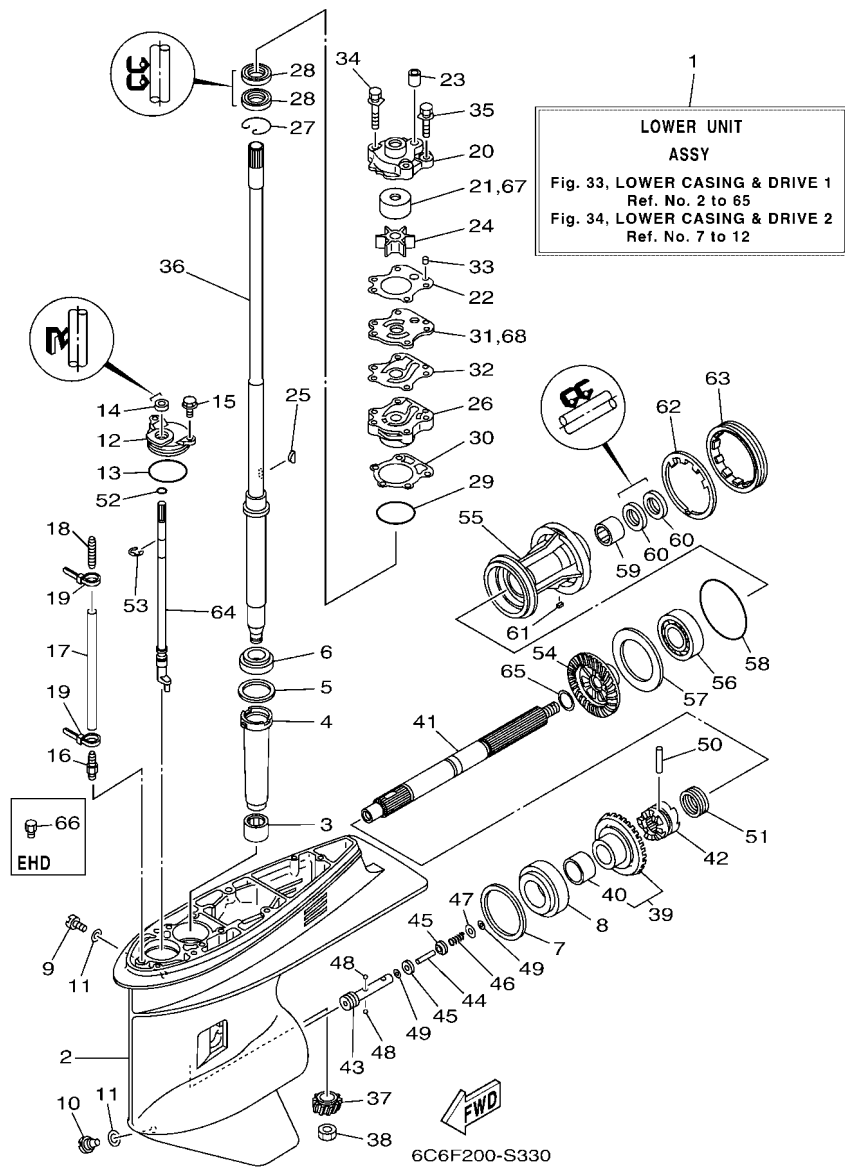


FIG. 33 LOWER CASING & DRIVE 1

IMPULSOR E INFERIOR 1

REF. NO.	PART NO. CODIGO N°	DESCRIPTION DESCRIPCION	EHD	EHT	EL	REMARKS OBSERVACIONES
15	97E95-06516	BOLT, HEXAGON W/W DEEP RECESS TORNILLO HEXAGONAL CON RONDONA	2	2	2	
16	6E5-45378-00	NIPPLE, HOSE NIPLE MANGUERA		1	1	
17	90445-07ME8	HOSE (L80) TUBO (L80)		1	1	L(20.9") L(20.9")
18	6E5-83558-10	END, NIPPLE EXTREMO DE NIPLE		1	1	
19	90465-11M10	CLAMP BRIDA		2	2	
20	6H3-44311-00	HOUSING, WATER PUMP CAJA BOMBA DE AGUA	1	1	1	
21	663-44322-00	INSERT, CARTRIDGE CARTUCHO		1	1	
22	6H3-44315-A0	GASKET, WATER PUMP EMPAQUE	1	1	1	
23	663-44366-00	DAMPER, WATER SEAL 2 GOMA DEL SELLO DE AGUA 2	1	1	1	
24	6H3-44352-00	IMPELLER IMPULSOR	1	1	1	
25	90280-03M03	KEY, WOODRUFF CUNA WOODRUFF	1	1	1	
26	6H3-44341-01-CA	HOUSING, WATER PUMP CAJA BOMBA DE AGUA	1	1	1	
27	93450-40165	CIRCLIP SEGURO	1	1	1	
28	93101-23070	OIL SEAL SELLO ACEITE	2	2	2	
29	93210-46044	O-RING ANILLO O	1	1	1	
30	688-44316-A0	GASKET, WATER PUMP EMPAQUE	1	1	1	
31	6H3-44323-00	OUTER PLATE, CARTRIDGE PLACA EXTERIOR DEL CARTUCHO		1	1	
32	6H3-44324-A0	GASKET, CARTRIDGE EMPAQUE	1	1	1	
33	93604-10M03	PIN, DOWEL PASADOR DE CLAVIJA	2	2	2	
34	90119-08M33	BOLT, WITH WASHER TORNILLO CON ARANDELA	2	2	2	
35	90119-08M14	BOLT, WITH WASHER TORNILLO CON ARANDELA	2	2	2	
36	64J-45501-30	DRIVE SHAFT COMP. EJE DE MANDO COMPL.	1	1	1	L(20.9") L(20.9")
	64J-45501-40	DRIVE SHAFT COMP. EJE DE MANDO COMPL.	1			X(25.4") X(25.4")
37	6K5-45551-00	PINION (12T) PINON (12T)	1	1	1	
38	90170-16M01	NUT TUERCA	1	1	1	
39	68S-45560-00	GEAR 1 (28T) ENGRANAJE 1 (28T)	1	1	1	
40	93317-322V0	.BEARING .COJINETE	1	1	1	

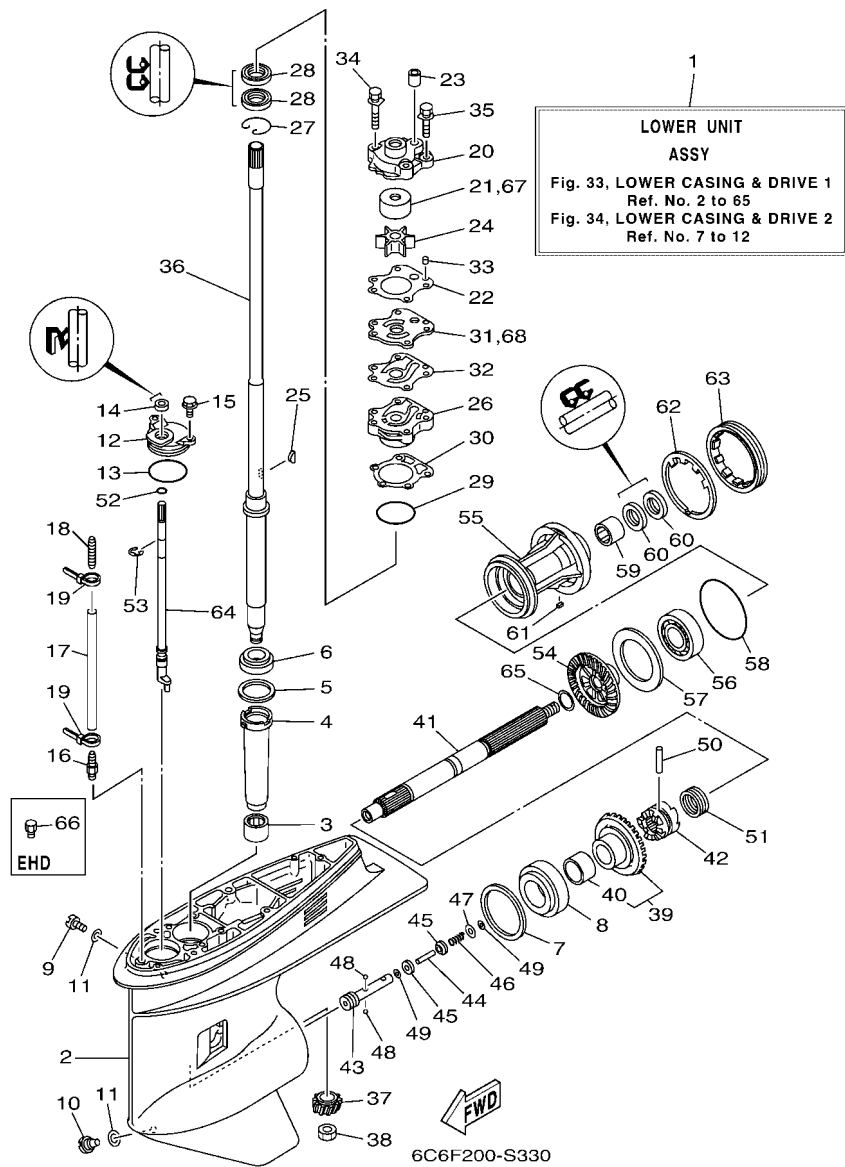


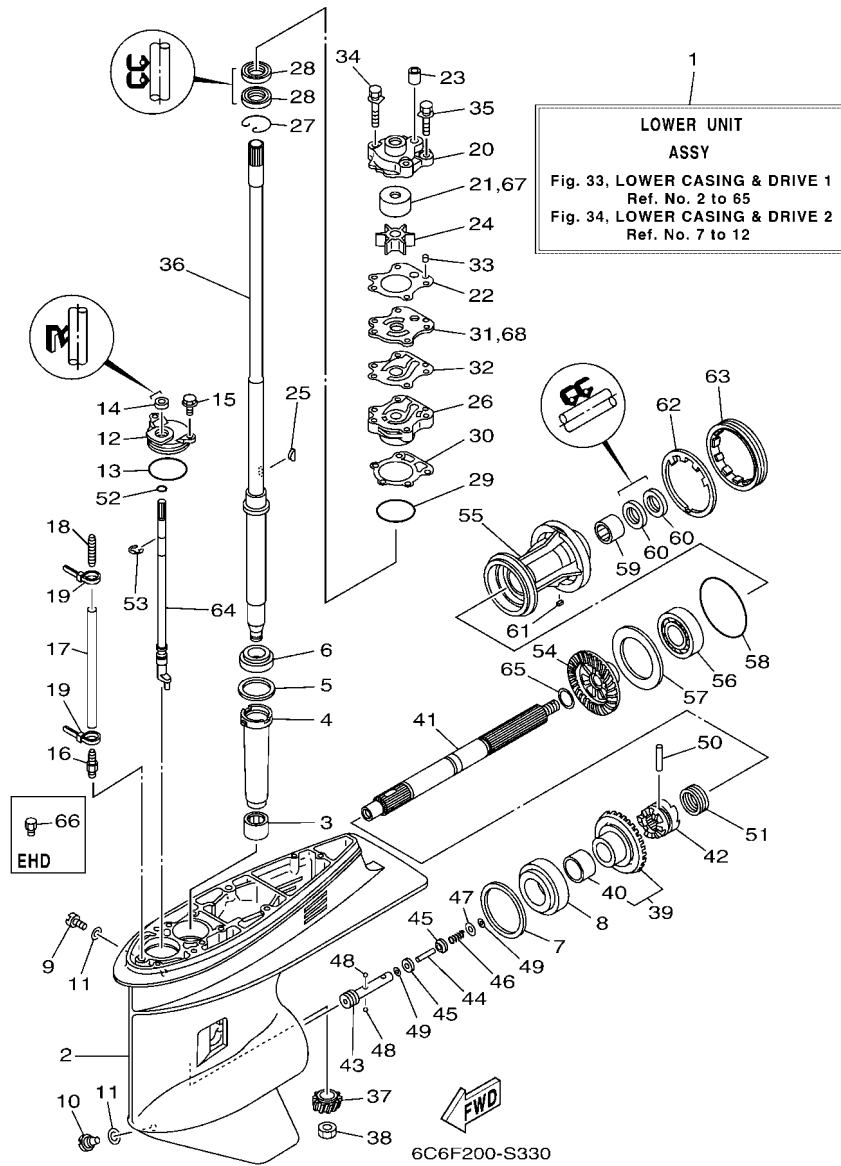
FIG. 33 LOWER CASING & DRIVE 1

IMPULSOR E INFERIOR 1

REF. NO.	PART NO. CODIGO N°	DESCRIPTION DESCRIPCION	EHD	EHT	ET	REMARKS OBSERVACIONES
41	67F-45611-01	SHAFT, PROPELLER EJE PROPUSOR	1	1	1	
42	6D8-45631-00	CLUTCH, DOG EMBRAGUE DE GARRA	1	1	1	
43	67F-45634-00	SLIDE, SHIFT DESILIZADOR, CAMBIO	1	1	1	
44	6H1-45668-00	SHAFT, FREE 1 EJE 1	1	1	1	
45	6H1-45635-00	PLUNGER, SHIFT EMBOLO DE CAMBIO	2	2	2	
46	90501-12M48	SPRING, COMPRESSION RESORTE DE COMPRESION	1	1	1	
47	90201-03313	WASHER, PLATE ARANDELA PLANA	1	1	1	
48	93503-16003	BALL ESFERA	2	2	2	
49	90183-02M03	NUT, SPRING TUERCA DE RESORTE	2	2	2	
50	90250-07M02	PIN, STRAIGHT PASADOR CILINDRICO	1	1	1	
51	688-45633-00	RING, CROSS PIN ANILLO DE PASADOR	1	1	1	
52	93210-07003	O-RING ANILLO O	1	1	1	
53	99001-08600	CIRCLIP PRESILLA REDONDA	1	1	1	
54	68S-45571-00	GEAR 2 (28T) ENGRANAJE 2 (28T)	1	1	1	
55	67F-45331-00-CA	HOUSING, BEARING CAJA DE COJINETE	1	1	1	
56	93306-207U0	BEARING COJINETE	1	1	1	
57	67F-45576-00	WASHER, THRUST 2 ARANDELA DE EMPUJE AXIAL 2	1	1	1	
58	93210-86M39	O-RING ANILLO O	1	1	1	
59	93317-325U0	BEARING COJINETE	1	1	1	
60	93101-25M03	OIL SEAL SELLO ACEITE	2	2	2	
61	90282-04010	KEY, STRAIGHT CHAVETA, RECTA	1	1	1	
62	688-45383-02	WASHER, CLAW ARANDELA DE UNA	1	1	1	
63	688-45384-02	NUT TUERCA	1	1	1	
64	64J-44150-01	SHIFT CAM ASSY CONJUNTO EJE LEVA COMPL.	1	1	1	
65	90201-25M05	WASHER, PLATE ARANDELA PLANA	1	1	1	
66	6J8-45378-00	NIPPLE, HOSE (PLUG) NIPLE MANGUERA (TAPON)	1			FOR HYDRO TILT FOR HYDRO TILT
67	663-44322-40	INSERT, CARTRIDGE CARTUCHO	1			FOR CHROMATE FOR CHROMATE

FIG. 33 LOWER CASING & DRIVE 1

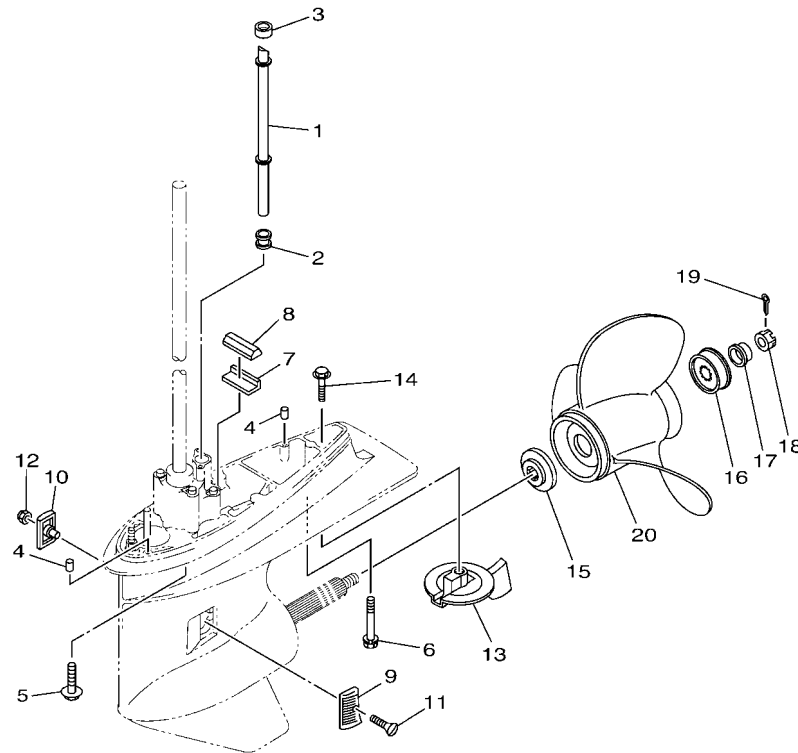
IMPULSOR E INFERIOR 1



REF. NO.	PART NO. CODIGO N°	DESCRIPTION DESCRIPCION	EHD	EHT	ET	REMARKS OBSERVACIONES
68	6H3-44323-40	OUTER PLATE, CARTRIDGE PLACA EXTERIOR DEL CARTUCHO	1			FOR CHROMATE FOR CHROMATE
<hr/>						
<hr/>						
<hr/>						
<hr/>						
<hr/>						
<hr/>						
<hr/>						
<hr/>						
<hr/>						
<hr/>						

FIG. 34 LOWER CASING & DRIVE 2

IMPULSOR E INFERIOR 2

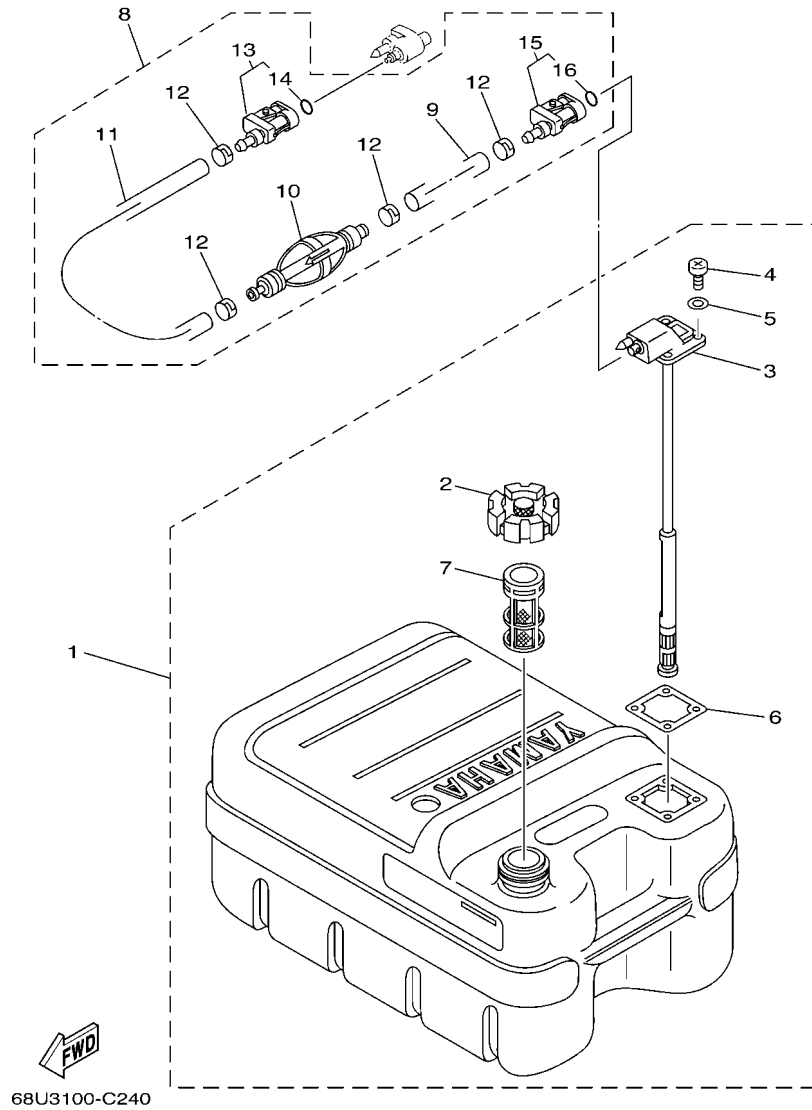


  
6C2E100-R290

REF. NO.	PART NO. CODIGO N°	DESCRIPTION DESCRIPCION	E/HD	E/HT	E/L	REMARKS OBSERVACIONES
1	6C5-44361-00	TUBE, WATER 1 TUBO DE AGUA 1	1	1	1	L(20.9") L(20.9")
	6C5-44361-10	TUBE, WATER 1 TUBO DE AGUA 1	1			X(25.4") X(25.4")
2	663-44367-00	DAMPER, WATER SEAL 3 GOMA DEL SELLO DE AGUA 3	1	1	1	
3	663-44366-00	DAMPER, WATER SEAL 2 GOMA DEL SELLO DE AGUA 2	1	1	1	
4	93606-12019	PIN, DOWEL PASADOR DE CLAVIJA	2	2	2	
5	90119-10068	BOLT, WITH WASHER TORNILLO CON ARANDELA	4	4	4	L(20.9") L(20.9")
6	90119-08M84	BOLT, WITH WASHER TORNILLO CON ARANDELA	1	1	1	L(20.9") L(20.9")
7	663-45376-00	GUIDE, SEAL DAMPER GUIA DE SELLO GOMA	1	1	1	
8	688-45375-00	DAMPER, SEAL GOMA DE SELLO	1	1	1	
9	6H1-45214-00	COVER, WATER INLET 1 CUBIERTA, ENTRADA AGUA 1	1	1	1	
10	6H1-45215-00	COVER, WATER INLET 2 CUBIERTA, ENTRADA AGUA 2	1	1	1	
11	90151-05M00	SCREW, COUNTERSUNK TORNILLO EMBUTIDO	1	1	1	
12	90185-05002	NUT, NYLON TUERCA AUTOBLOCANTE	1	1	1	
13	67F-45371-00	TAB-TRIM QUILLA ESTABILIZADOR	1	1	1	
14	90105-10M67	BOLT, FLANGE TORNILLO	1	1	1	
15	688-45987-01	SPACER 1 ESPACIADOR 1	1	1	1	
16	67F-45997-00	SPACER 2 ESPACIADOR 2	1	1	1	
17	90389-25M00	BUSH BUJE	1	1	1	
18	90171-16011	NUT, CASTLE TUERCA ENTALLADA	1	1	1	
19	91490-30025	PIN, COTTER CHAVETA	1	1	1	
20	6E5-45949-00	PROPELLER (3X13-5/8"X13"-K) PROPELA (3X13-5/8"X13"-K)	1	1	1	UR UR
	688-45932-60	PROPELLER (3X13-1/2"X14"-K) PROPELA (3X13-1/2"X14"-K)	1	1	1	UR UR

FIG. 35 FUEL TANK 1

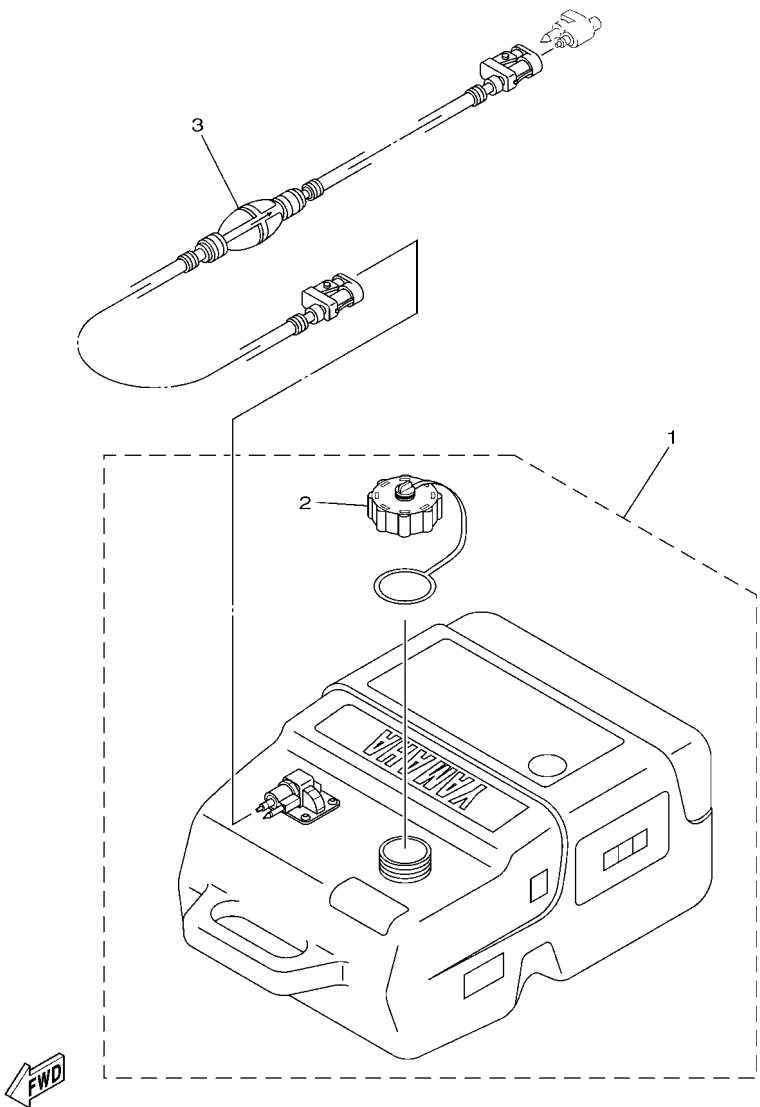
DEPOSITO DE COMBUSTIBLE 1



REF. NO.	PART NO. CODIGO N°	DESCRIPTION DESCRIPCION	E/D	E/H	E/L	REMARKS OBSERVACIONES
1	6YJ-24201-20	FUEL TANK ASSY (24L) TANQUE DEL COMBUSTIBLE (24L)	1	1	1	AP EXCEPT FOR CAR AP EXCEPT FOR CAR
2	6YJ-24610-01	.CAP ASSY .TAPA COMPLETA	1	1	1	
3	6YJ-24260-10	.FUEL METER ASSY .MEDIDOR DE COMBUSTIBLE COMPL.	1	1	1	
4	90157-05M19	.SCREW, PAN HEAD .TORNILLO CABEZA CONICA PLANA	4	4	4	
5	6Y1-24329-00	.SEAL .SELLO	4	4	4	
6	6Y1-24268-00	.GASKET, FUEL METER .EMPAQ MEDIDOR DE COMBUSTIBLE	1	1	1	
7	6YJ-24167-00	.STRAINER .COLADOR	1	1	1	
8	61J-24306-04	FUEL PIPE COMP. 1 TUBO COMBUST. COMPL 1	1	1	1	AP EXCEPT FOR CAR AP EXCEPT FOR CAR
9	90445-11M06	.HOSE (L2050) .MANGUERA (L2050)	1	1	1	
10	61J-24360-00	.PRIMER PUMP ASSY .SOPORTE BOMBA	1	1	1	
11	90445-11M05	.HOSE (L850) .MANGUERA (L850)	1	1	1	
12	650-24351-51	.BAND 1 .ABRAZADERA 1	4	4	4	
13	6G1-24305-05	.FUEL PIPE JOINT COMP. 2 .CONECTOR MANGUERA COMBUST. 2	1	1	1	
14	93210-08287	.O-RING .ANILLO O	1	1	1	
15	6Y1-24305-06	.FUEL PIPE JOINT COMP. 2 .CONECTOR MANGUERA COMBUST. 2	1	1	1	
16	93210-08287	.O-RING .ANILLO O	1	1	1	

**FIG. 36 FUEL TANK 2**

**DEPOSITO DE COMBUSTIBLE 2**

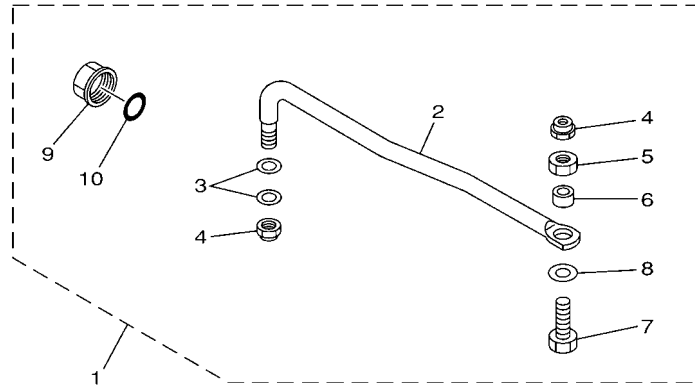


6FM1100-R370

REF. NO.	PART NO. CODIGO N°	DESCRIPTION DESCRIPCION	EHD	EHT	ET	REMARKS OBSERVACIONES
1	6YK-24201-44	FUEL TANK ASSY (25L) TANQUE DEL COMBUSTIBLE (25L)			1	AP FOR CAR AP FOR CAR
2	6YL-24610-10	.CAP ASSY .TAPA COMPLETA			1	
3	6YK-24306-64	FUEL PIPE COMP. 1 TUBO COMBUST. COMPL 1			1	AP FOR CAR AP FOR CAR

FIG. 37 STEERING GUIDE

DIRECCIONGUIAR



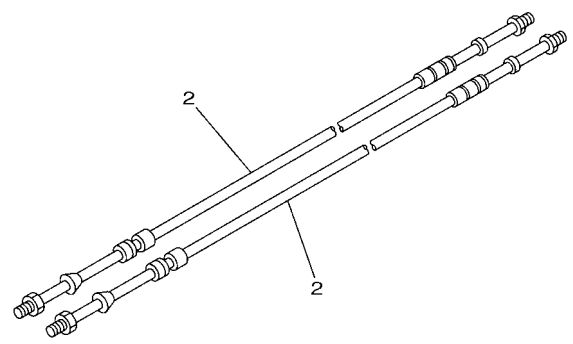
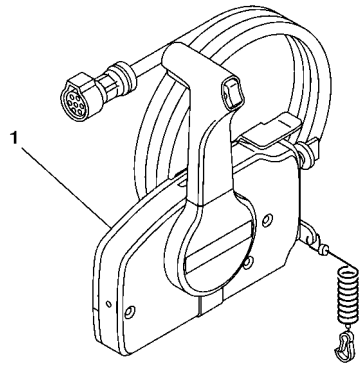
REF. NO.	PART NO. CODIGO N°	DESCRIPTION DESCRIPCION	EHD	EHT	ET	REMARKS OBSERVACIONES
1	65W-61350-00	STEERING GUIDE ATTACHMENT KIT ESTUCHE ADITAMENTO GUIA DE TIM			1	AP AP
2	65W-61351-00	.ROD, STEERING LINK .VARILLA ESLABON DIRECCION			1	
3	90201-10M20	.WASHER, PLATE .ARANDELA PLANA			2	
4	90185-09M01	.NUT, SELF-LOCKING .TUERCA AUTOBLOCANTE			2	
5	90170-09M03	.NUT .TUERCA			1	
6	90387-10M42	.COLLAR .ESPACIADOR			1	
7	90101-09M01	.BOLT .TORNILLO			1	
8	90201-10M63	.WASHER, PLATE .ARANDELA PLANA			1	
9	6E5-43145-01	.CAP, CLAMP BRACKET .TAPA			1	
10	93210-16275	.O-RING .ANILLO O			1	

65W0010-8210



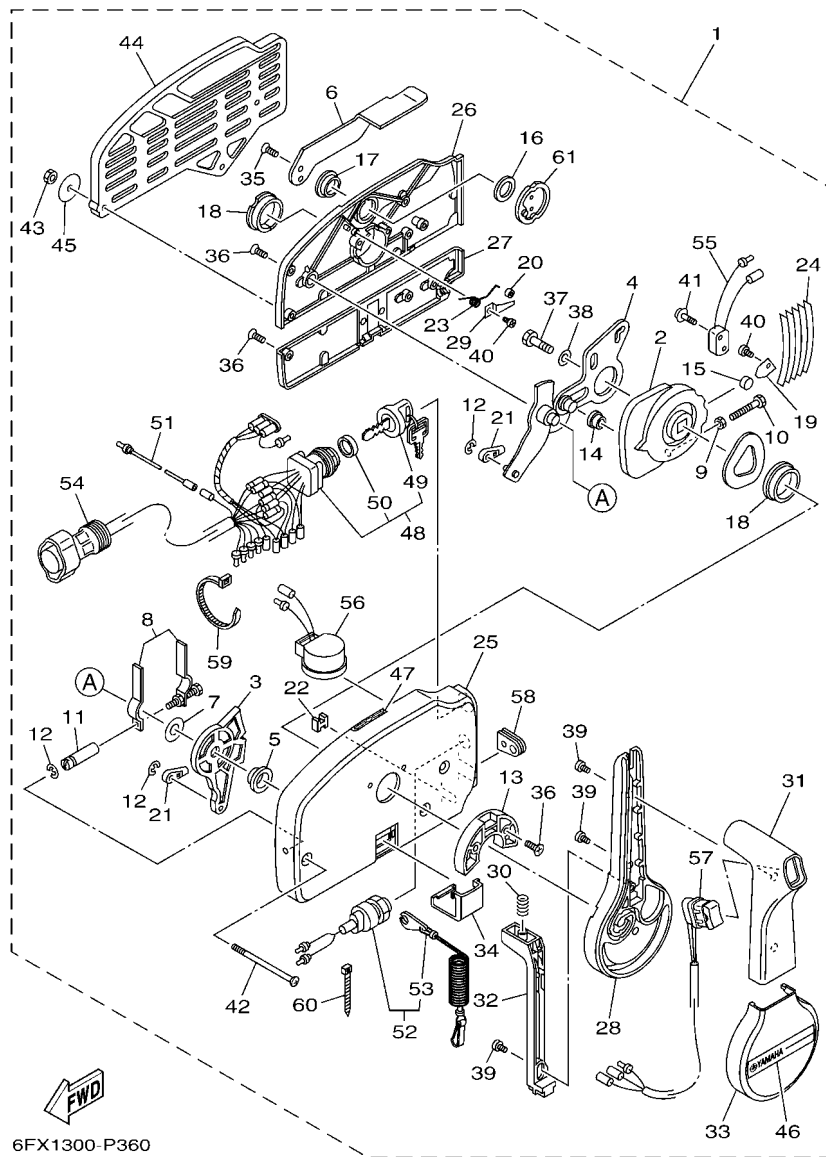
FIG. 38 REMOTE CONTROL BOX

CONTROL REMOTO COMPLETO



  
63PD370-P320

REF. NO.	PART NO. CODIGO N°	DESCRIPTION DESCRIPCION	EHD	EHT	ET	REMARKS OBSERVACIONES
1	703-48205-22	REMOTE CONTROL ASSY (10P, PTT) REMOTO CONTROL COMPL. (10P)			1	AP WITH PT/T SW. AP WITH PT/T SW.
2	701-48310-90	CABLE, REMOTE CONTROL L=11F CABLE CONTROL REMOTO L=11F			2	UR
	701-48320-00	CABLE, REMOTE CONTROL L=12F CABLE CONTROL REMOTO L=12F			2	UR
	701-48320-20	CABLE, REMOTE CONTROL L=13F CABLE CONTROL REMOTO L=13F			2	UR
	701-48320-50	CABLE, REMOTE CONTROL L=15F CABLE CONTROL REMOTO L=15F			2	UR

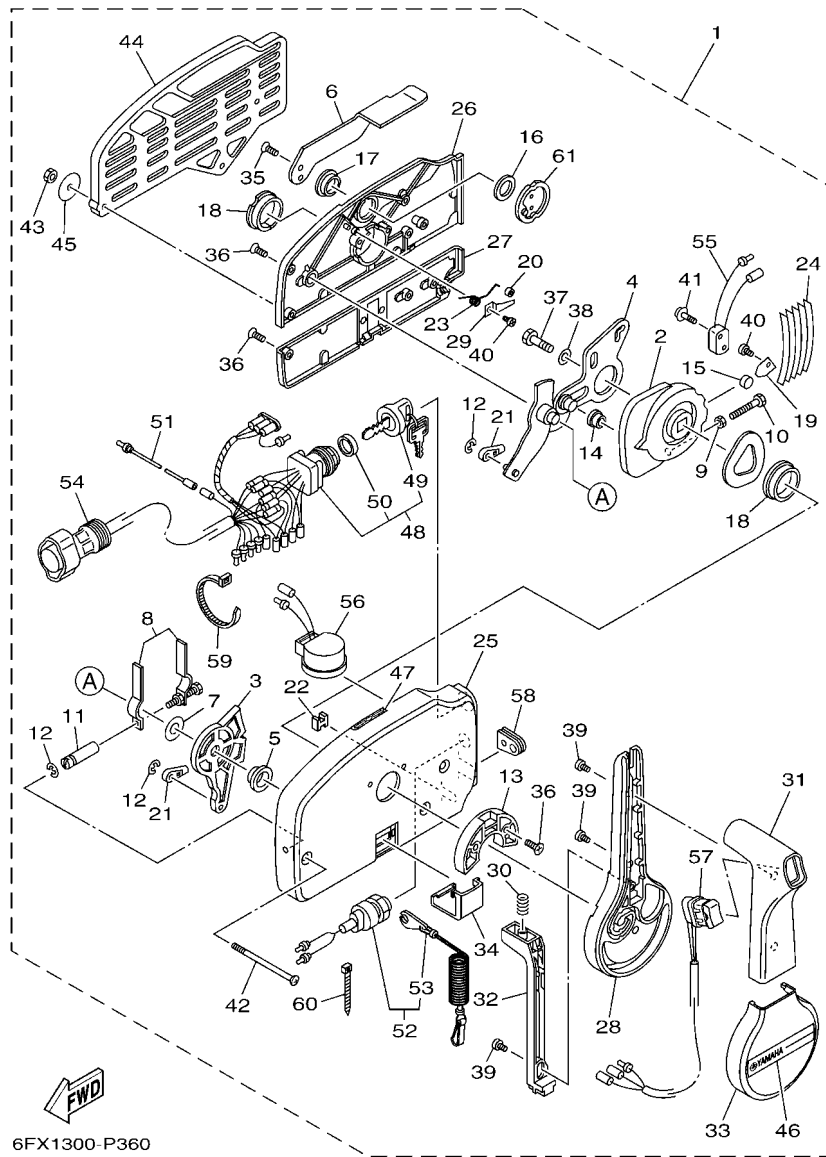


6FX1300-P360

FIG. 39 REMOTE CONTROL ASSY

CONTROL REMOTO COMPL

REF. NO.	PART NO. CODIGO N°	DESCRIPTION DESCRIPCION	EHD	EHT	ET	REMARKS OBSERVACIONES
1	703-48205-22	REMOTE CONTROL ASSY (10P, PTT) REMOTO CONTROL COMPL. (10P)			1	AP WITH PT/T SW. AP WITH PT/T SW.
2	703-48232-00	.GEAR .ENGRANAJE 1			1	
3	703-48271-00	.ARM, SHIFT .BRAZO CAMBIADOR			1	
4	703-48261-01	.ARM, THROTTLE .BRAZO ACELERADOR			1	
5	703-48235-00	.BUSHING .BUJE			1	
6	703-48152-10	.KNOB, FREE ACCEL. .PERILLA			1	
7	703-48268-00	.SPACER .ESPACIADOR 3			1	
8	703-48264-00	.FRICTION, THROTTLE .FRICCION DE ACELERADOR			1	
9	95380-05600	.NUT .TUERCA			1	
10	97380-05025	.BOLT .TORNILLO HEXAGONAL			1	
11	703-48265-10	.SHAFT, FRICTION .EJE FRICCION			1	
12	93430-06024	.CIRCLIP .SEGURO			3	
13	703-48245-00	.PLATE, LOCK .PLACA CERRADURA			1	
14	703-48252-00	.ROLLER, CAM .RODILLO LEVA			1	
15	701-48248-00	.ROLLER, FREE ACCEL. .RODILLO ACELERADOR LIBRE			1	
16	703-48198-00	.WASHER, WAVE .RONDANA ONDULADA 3			1	
17	703-48243-00	.BUSHING .BUJE 3			1	
18	703-48236-00	.BUSHING 1 .BUJE			2	
19	703-48189-00	.RETAINER .RETENEDOR			1	
20	703-48234-00	.ROLLER, DETENT .RODILLO			1	
21	703-48345-01	.CABLE END, REMOTE CONTROL 2 .TERMINAL CABLE DE CONTROL REMO			2	
22	703-48358-00	.ANCHOR, CABLE .ABRAZADERA CABLE			1	
23	703-48244-00	.SPRING, FREE ACCEL. .RESORTE ACELERADOR LIBRE			1	
24	703-48238-00	.SPRING, DETENT .RESORTE			5	
25	703-48211-10	.HOUSING, 1 .CAJA			1	
26	703-48212-10	.BACK PLATE 1 .PLACA TRASERA 1			1	
27	703-48213-10	.BACK PLATE 2 .PLACA TRASERA 2			1	



6FX1300-P360

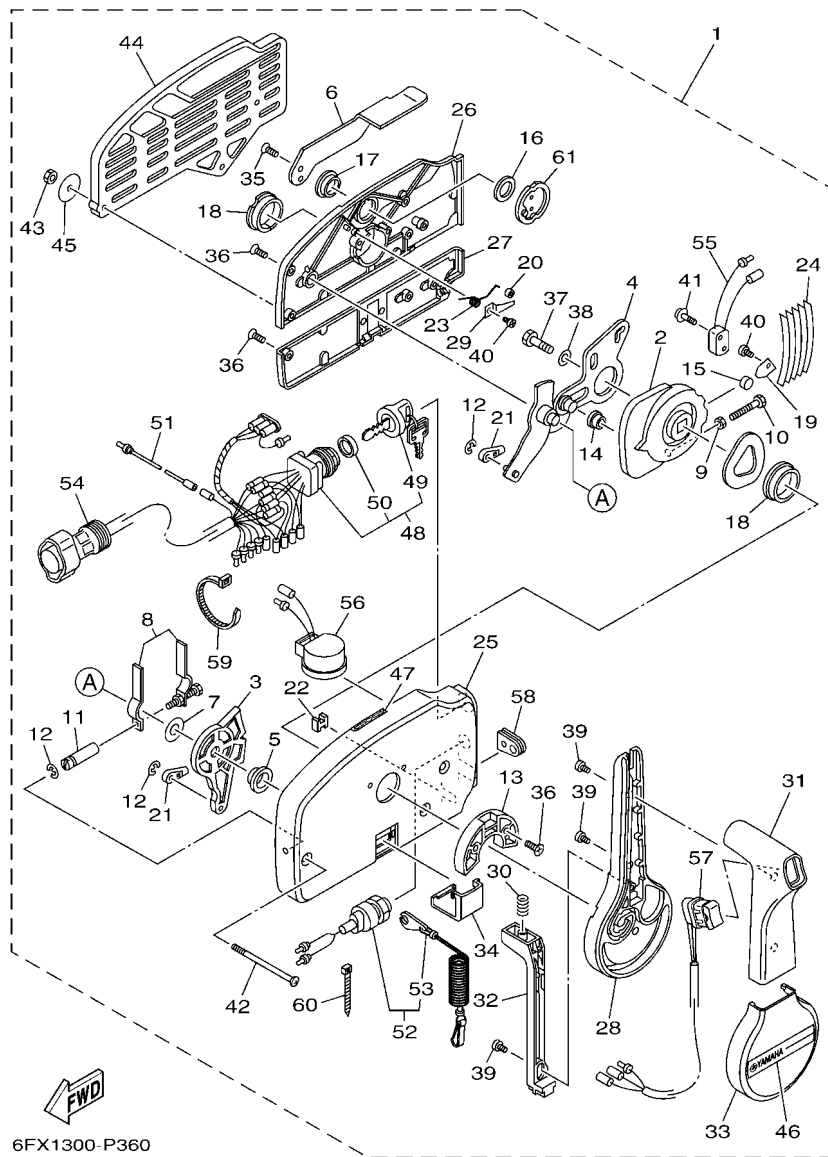
FIG. 39 REMOTE CONTROL ASSY

CONTROL REMOTO COMPL

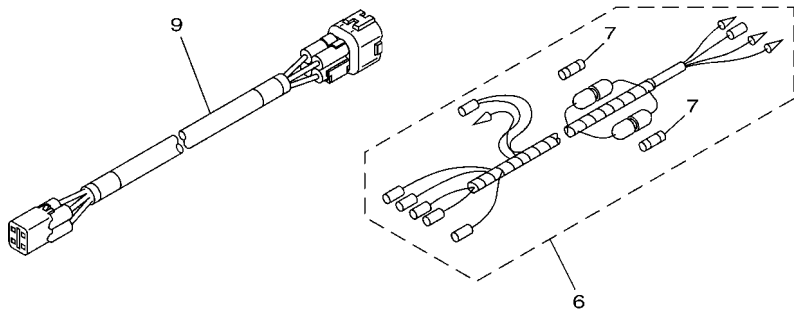
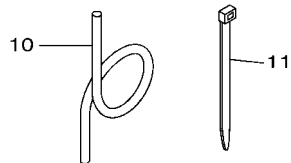
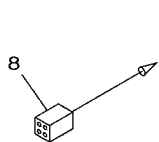
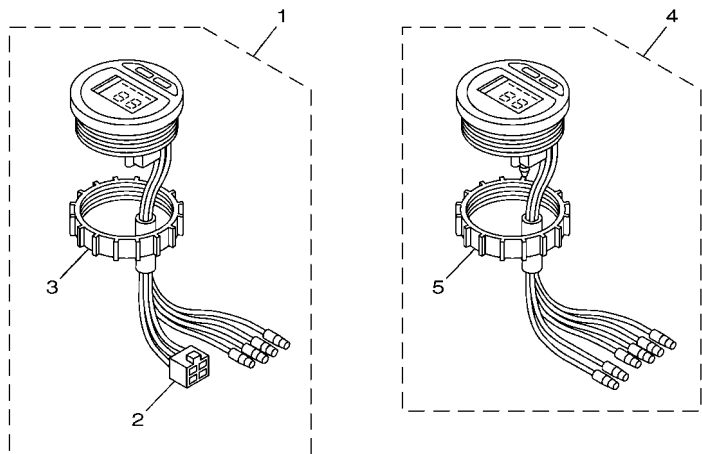
REF. NO.	PART NO. CODIGO N°	DESCRIPTION DESCRIPCION	EHD	EHT	ET	REMARKS OBSERVACIONES
28	703-48221-10	.LEVER, CONTROL .PALANCA CONTROL			1	
29	703-48246-00	.SPACER .ESPACIADOR			1	
30	703-48227-00	.SPRING, NEUTRAL LOCK .RESORTE DE SEGURO			1	
31	703-48222-20	.GRIP, CONTROL LEVER .MANGO DE PALANCA CONTROL			1	SINGLE SINGLE
32	703-48223-10	.LOCK, NEUTRAL .CERRADURA NEUTRO			1	
33	703-48225-10	.COVER .CUBIERTA			1	
34	703-48219-10	.COVER, LEAD .CUBIERTA			1	
35	703-48281-00	.SCREW .TORNILLO 1			2	
36	703-44189-20	.SCREW .TORNILLO			7	
37	97380-08030	.BOLT .TORNILLO HEXAGONAL			1	
38	92990-08600	.WASHER, PLATE .ARANDELA PLANA			1	
39	703-48128-10	.SCREW 2 .TORNILLO 2			3	
40	98580-04006	.SCREW, PAN HEAD .TORNILLO DE CABEZA CRUZADA			2	
41	703-48129-00	.SCREW 3 .TORNILLO 3			2	
42	703-44189-30	.SCREW .TORNILLO			3	
43	95380-06600	.NUT, HEXAGON .TUERCA			3	
44	703-48293-10	.SPACER, REMOTE CONTROL .ESPACIADOR			1	SINGLE SINGLE
45	701-48287-00	.WASHER .ARANDELA			3	
46	703-48215-10	.GRAPHIC .CALCOMANIA 1			1	
47	6X3-44191-00	.INDICATOR, SHIFT .INDICADOR DE CAMBIOS			1	
48	703-82510-44	.MAIN SWITCH ASSY .CONJUNTO DE LLAVE IGNICION			1	
49	703-82577-00	.CAP, KEY .TAPA			1	
50	6K1-82532-00	.CAP .TAPA			1	
51	703-82531-00	.WIRE, LEAD (L70) .CABLE CONDUCTOR (L70)			1	
52	688-82575-02	.ENGINE STOP SWITCH ASSY .INTERRUPTOR DE PARADA COMPL			1	
53	682-82556-00	.LANYARD, STOP SWITCH .CORDON DE INTERRUPTOR PARADA			1	
54	688-8258A-20	.EXTENSION, WIRE HARNESS (4.9M) .EXTENSION, ARNES DE CABLES (4.			1	(10P) (10P)

FIG. 39 REMOTE CONTROL ASSY

CONTROL REMOTO COMPL



REF. NO.	PART NO. CODIGO N°	DESCRIPTION DESCRIPCION	EHD	EHT	ET	REMARKS OBSERVACIONES
55	703-82540-00	.NEUTRAL SWITCH ASSY .INTERRUPTOR NEUTRAL COMPL			1	
56	703-83383-11	.BUZZER .ZUMBADOR			1	
57	703-82563-31	.TRIM & TILT SWITCH ASSY .INTERRUPTOR DE INCLINACION			1	
58	703-48284-00	.GROMMET .TAPON			1	
59	703-82591-00	.BAND .BANDA			1	
60	703-82592-00	.BAND .BANDA			1	
61	703-48153-00	.SHAFT, FREE ACCEL. .EJE			1	



6DA5200-R450

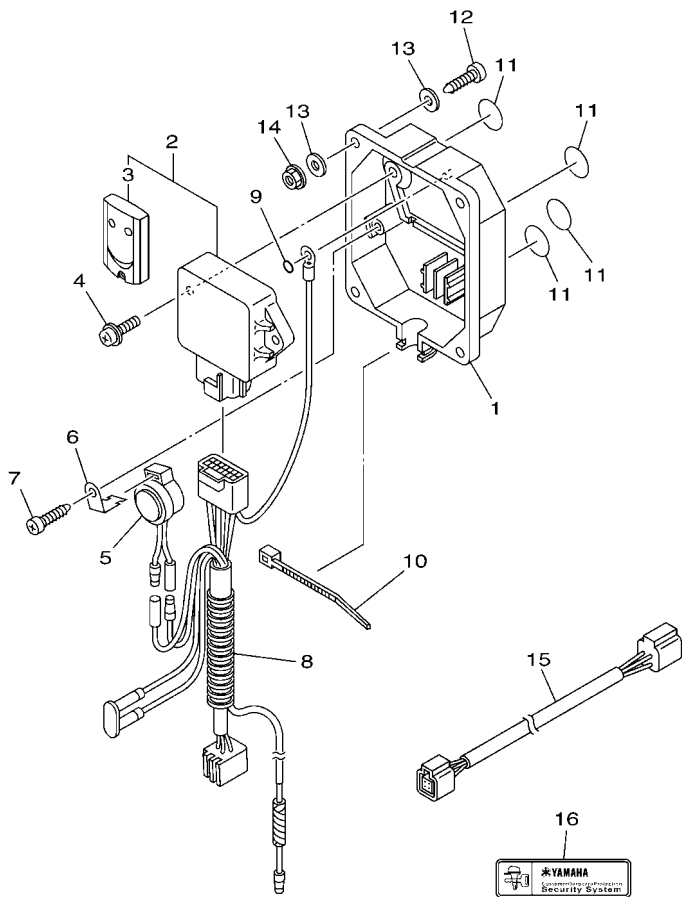
FIG. 40 METER

MEDIDOR

REF. NO.	PART NO. CODIGO N°	DESCRIPTION DESCRIPCION	EHD	EHT	ET	REMARKS OBSERVACIONES
1	6Y5-8350T-E0	TACHOMETER ASSY TACOMETRO COMPLETO			1	AP
2	9E450-04533	.CONNECTOR .CONECTOR			1	F-4-W F-4-W
3	6Y8-84383-00	.NUT, RING .TUERCA ANILLO			1	
4	6Y5-83570-A0	SPEEDOMETER ASSY VELOCIMETRO COMPLETO			1	AP
5	6Y8-84383-00	.NUT, RING .TUERCA ANILLO			1	AP
6	6Y5-83553-M0	WIRE, LEAD (L=2.5M) CABLE CONDUCTOR (L=2.5M)			1	AP
7	1E6-82151-00	.FUSE (10A) .FUSIBLE (10A)			2	
8	6Y5-82117-00	WIRE, LEAD (BLACK) (L300) CABLE, CONDUCTOR (NEGRO)			1	AP
9	6Y5-83653-30	WIRE, LEAD (L=8.0M) CABLE CONDUCTOR (L=8.0M)			1	AP 4P,8M AP 4P,8M
10	6Y5-83557-10	TUBE (8M) TUBO (8M)			1	AP
11	90465-11M10	CLAMP BRIDA			2	AP

FIG. 41 OPTIONAL PARTS

PARTES OPCIONALES

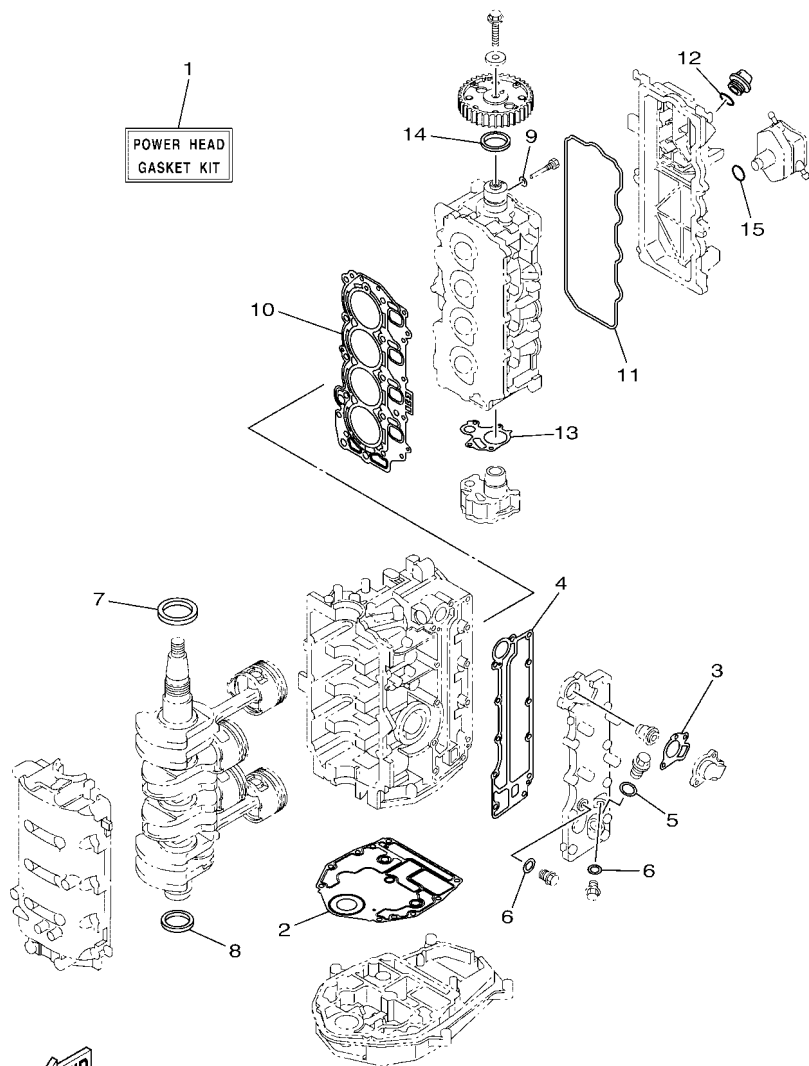


REF. NO.	PART NO. CODIGO N°	DESCRIPTION DESCRIPCION	EHD	EHT	EL	REMARKS OBSERVACIONES
1	6Y8-86267-00	CASE COMPLETE 1 CAJA COMPLETA 1			1	FOR CAR FOR CAR
2	6Y8-86260-12	REMOTE CONTROL UNIT ASSY UNIDAD DE CONTROL REMOTO COMPL			1	FOR CAR FOR CAR
3	6AA-86261-22	.XMTR. COMP. .XMTR. COMP.			2	
4	97980-06216	SCREW, WITH WASHER TORNILLO, CON ARANDELA			2	FOR CAR FOR CAR
5	6X4-83383-00	BUZZER ZUMBADOR			1	FOR CAR FOR CAR
6	6X4-83386-00	STAY, BUZZER TIRANTE DE ZUMBADOR			1	FOR CAR FOR CAR
7	97780-60620	SCREW, TAPPING TORNILLO DE CABEZA DE CONO ACH			1	FOR CAR FOR CAR
8	6Y8-82509-10	WIRE, SUB LEAD CABLE SUBCONDUCTOR			1	FOR CAR FOR CAR
9	93210-04279	O-RING ANILLO O			1	FOR CAR FOR CAR
10	90465-11M10	CLAMP BRIDA			1	FOR CAR FOR CAR
11	6Y8-8454G-00	PATCH 1 PARCHE 1			4	FOR CAR FOR CAR
12	90167-06M00	SCREW, TAPPING TORNILLO DE ROSCA HEMBRA			4	UR FOR CAR UR FOR CAR
	97880-06035	SCREW, PAN HEAD TORNILLO DE CABEZA CON PLANA			4	UR FOR CAR UR FOR CAR
13	90201-06M30	WASHER, PLATE ARANDELA PLANA			8	FOR CAR FOR CAR
14	95780-06300	NUT, FLANGE TUERCA			4	FOR CAR FOR CAR
15	6Y8-82521-11	2FT PIGTAIL BUS CABLE CONDUCTOR			1	FOR CAR FOR CAR
16	6Y8-48277-00	STICKER 1 ETIQUETTE 1			4	FOR CAR FOR CAR

6CJ1100-K370

FIG. 42 REPAIR KIT 1

ESTUCHE REPARATION 1

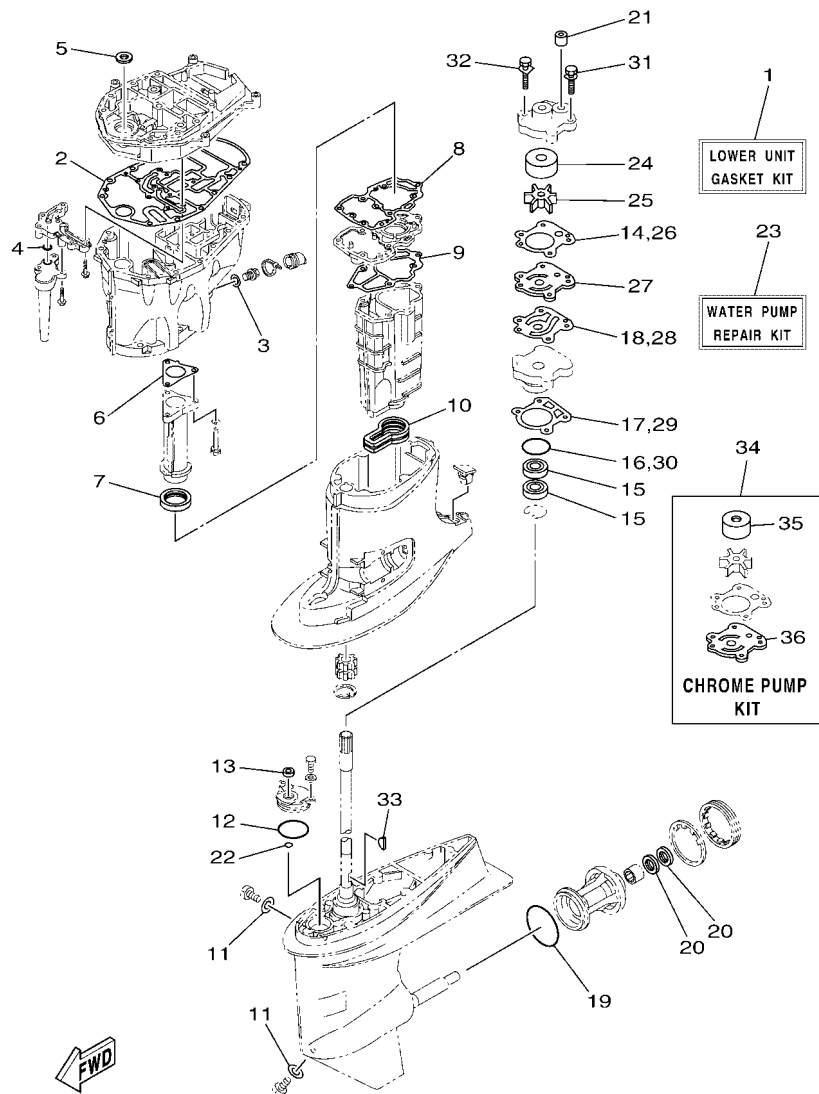


6C1B100-N370

REF. NO.	PART NO. CODIGO N°	DESCRIPTION DESCRIPCION	EHD	EHT	ET	REMARKS OBSERVACIONES
1	6C5-W0001-03	POWER HEAD GASKET KIT JUEGO DE EMPAQUE DE MOTOR	1	1	1	
2	6BG-11351-00	.GASKET, CYLINDER .JUNTA, DE CILINDRO	1	1	1	
3	62Y-12414-00	.GASKET, COVER .EMPAQUE	1	1	1	
4	6C5-41114-10	.GASKET, EXHAUST OUTER COVER .EMPAQUE	1	1	1	
5	90201-186F1	.WASHER, PLATE .ARANDELA PLANA	1	1	1	
6	90430-14115	.GASKET .JUNTA	2	2	2	
7	93102-43M42	.OIL SEAL .SELLO ACEITE	1	1	1	
8	93101-35002	.OIL SEAL .SELLO ACEITE	1	1	1	
9	90430-06014	.GASKET .JUNTA	1	1	1	
10	6C5-11181-01	.GASKET, CYLINDER HEAD 1 .JUNTA, DE CULATA 1	1	1	1	
11	62Y-11356-00	.SEAL, CYLINDER 2 .RETEN ACEITE CILINDRO 2	1	1	1	
12	93210-24M79	.O-RING .ANILLO O	1	1	1	
13	6C5-13329-00	.GASKET, PUMP COVER .EMPAQUE TAPA DE BOMBA	1	1	1	
14	93102-37M40	.OIL SEAL .SELLO ACEITE	1	1	1	
15	93210-24M79	.O-RING .ANILLO O	1	1	1	

FIG. 43 REPAIR KIT 2

ESTUCHE REPARATION 2



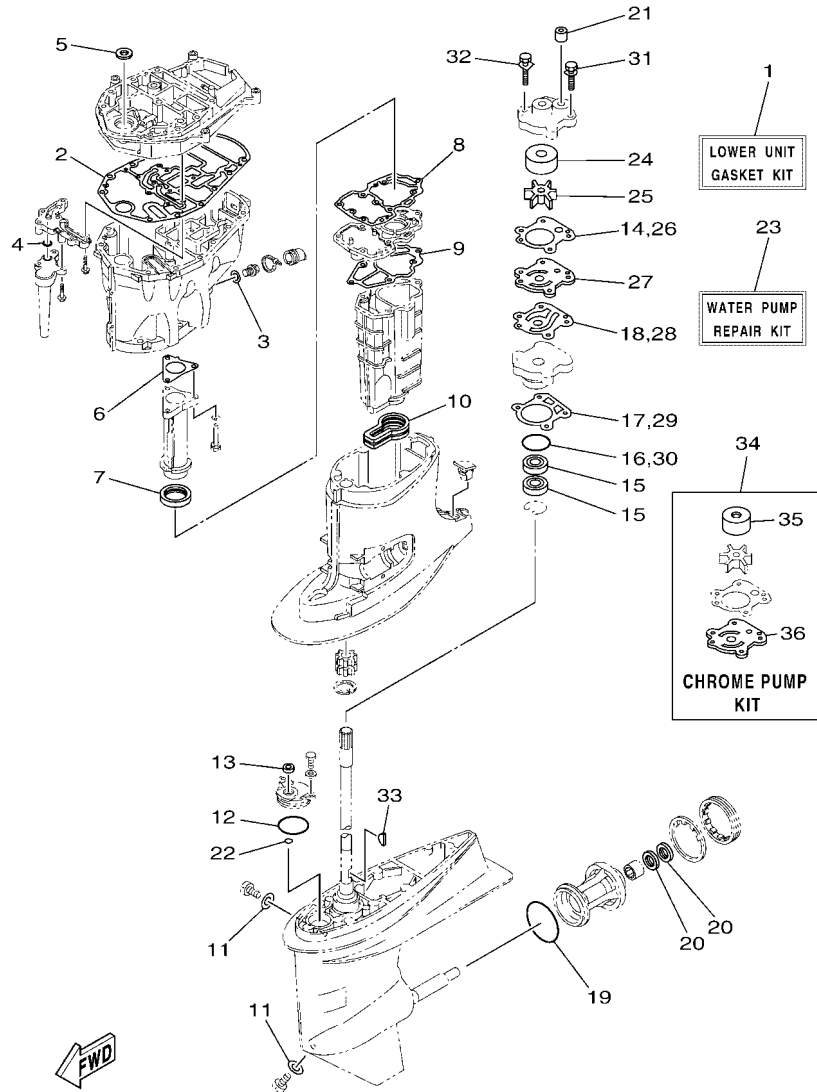
6C2A100-M350

REF. NO.	PART NO. CODIGO N°	DESCRIPTION DESCRIPCION	EHD	EHT	ET	REMARKS OBSERVACIONES
1	6C6-W0001-21	LOWER UNIT GASKET KIT JUEGO DE EMPAQUE UNIDAD INFER.	1	1	1	
2	6C5-15312-01	.GASKET, OIL PAN .EMPAQ BANDEJA DE ACEITE	1	1	1	
3	90430-14M09	.GASKET .JUNTA	1	1	1	
4	93210-12790	.O-RING .ANILLO O	1	1	1	
5	93103-18011	.OIL SEAL .SELLO ACEITE	1	1	1	
6	6C5-41133-00	.GASKET, EXHAUST MANIFOLD 1 .EMPAQUE ESCAPE MULTIPLE	1	1	1	
7	6C5-46132-00	.GASKET 1 .EMPAQUE 1	1	1	1	
8	6C5-41134-00	.GASKET, EXHAUST MANIFOLD .EMPAQUE	1	1	1	
9	6C5-41135-00	.GASKET, EXHAUST MANIFOLD .EMPAQUE	1	1	1	
10	6C5-45123-00	.GASKET, MUFFLER .EMPAQUE SILENCIADOR	1	1	1	
11	90430-08003	.GASKET .JUNTA	2	2	2	
12	93210-49046	.O-RING .ANILLO O	1	1	1	
13	93106-09014	.OIL SEAL .SELLO ACEITE	1	1	1	
14	6H3-44315-A0	.GASKET, WATER PUMP .EMPAQUE	1	1	1	
15	93101-23070	.OIL SEAL .SELLO ACEITE	2	2	2	
16	93210-46044	.O-RING .ANILLO O	1	1	1	
17	688-44316-A0	.GASKET, WATER PUMP .EMPAQUE	1	1	1	
18	6H3-44324-A0	.GASKET, CARTRIDGE .EMPAQUE	1	1	1	
19	93210-86M39	.O-RING .ANILLO O	1	1	1	
20	93101-25M03	.OIL SEAL .SELLO ACEITE	2	2	2	
21	663-44366-00	.DAMPER, WATER SEAL 2 .GOMA DEL SELLO DE AGUA 2	1	1	1	
22	93210-07003	.O-RING .ANILLO O	1	1	1	
23	6H3-W0078-02	WATER PUMP REPAIR KIT ESTUCHE REPARACION BOMBA AGUA	1	1	1	
24	663-44322-00	.INSERT, CARTRIDGE .CARTUCHO	1	1	1	
25	6H3-44352-00	.IMPELLER .IMPULSOR	1	1	1	
26	6H3-44315-A0	.GASKET, WATER PUMP .EMPAQUE	1	1	1	
27	6H3-44323-00	.OUTER PLATE, CARTRIDGE .PLACA EXTERIOR DEL CARTUCHO	1	1	1	



FIG. 43 REPAIR KIT 2

ESTUCHE REPARATION 2



6C2A100-M350

REF. NO.	PART NO. CODIGO N°	DESCRIPTION DESCRIPCION	EHD	EHT	ET	REMARKS OBSERVACIONES
28	6H3-44324-A0	.GASKET, CARTRIDGE .EMPAQUE	1	1	1	
29	688-44316-A0	.GASKET, WATER PUMP .EMPAQUE	1	1	1	
30	93210-46044	.O-RING .ANILLO O	1	1	1	
31	90119-08M14	.BOLT, WITH WASHER .TORNILLO CON ARANDELA	2	2	2	
32	90119-08M33	.BOLT, WITH WASHER .TORNILLO CON ARANDELA	2	2	2	
33	90280-03M03	.KEY, WOODRUFF .CUNA WOODRUFF	1	1	1	
34	6H3-W0078-1A	CHROME PUMP KIT ESTUCHE REPARACION BOMBA AGUA	1			
35	663-44322-40	.INSERT, CARTRIDGE .CARTUCHO	1			
36	6H3-44323-40	.OUTER PLATE, CARTRIDGE .PLACA EXTERIOR DEL CARTUCHO	1			

NUMERICAL INDEX  
INDICE NUMERICO

PART NO. CODIGO N°	REF. NO.	PART NO. CODIGO N°	REF. NO.	PART NO. CODIGO N°	REF. NO.	PART NO. CODIGO N°	REF. NO.	PART NO. CODIGO N°	REF. NO.	PART NO. CODIGO N°	REF. NO.
6C5-11111-20-9S	5 - 2	6C5-12146-00	6 - 8	6C5-13716-00	9 - 22	6C5-15378-00	5 - 25	6C5-24453-00	9 - 8	6C5-42171-00	24 - 25
62Y-11119-00	5 - 29	62Y-12151-00	6 - 9	6C5-13739-00	10 - 1	6C5-15378-11	5 - 27	62Y-24454-00	12 - 29	6X4-42177-00	21 - 6
6CJ-11119-00	5 - 20	6C5-12151-00	6 - 12	6C5-13750-00	7 - 5	6C5-21337-10	9 - 24	6D8-24469-00	12 - 14	6C5-42335-00	24 - 30
62Y-11133-30	5 - 3	62Y-12158-00	6 - 11	6C5-13761-00	7 - 16	6C5-21841-01	10 - 12	6C5-24471-00	12 - 31	6BG-42384-00	20 - 3
6C5-11168-00	5 - 16	6C5-12158-00	6 - 14	6C5-13781-00	9 - 21	6C5-22435-00	29 - 20	6D8-24519-00	12 - 15		20 - 3
6C5-11181-01	5 - 10	64J-12159-00	6 - 10	6C5-13906-01	9 - 9	6CJ-22471-10	29 - 13	6C5-2451B-00	10 - 22	6C5-42508-01	23 - 1
	42 - 10	6C5-12159-00	6 - 13	6C5-13907-00	9 - 17	6CJ-24135-00	20 - 21	6C5-2451B-20	10 - 22	6C6-42510-00-8D	26 - 1
6C5-11191-02-9S	5 - 14	6C5-12171-00	11 - 1	6C5-13910-10	9 - 16	6BG-24136-01	20 - 19	6D8-24560-01	12 - 10	69W-42510-01-8D	28 - 1
6G8-11197-A0	5 - 6	6C5-12231-00	6 - 15	6C5-13915-00	1 - 7	6YJ-24167-00	35 - 7	6D8-24562-00	12 - 13	67C-42525-00	23 - 4
62Y-11325-00	1 - 3	6C5-12233-00	6 - 16		9 - 19	6YJ-24201-20	35 - 1	6D8-24563-00	1 - 10	6C5-42527-00	23 - 2
	3 - 17	6C5-12241-00	6 - 17	6C5-13974-00	10 - 16	6YK-24201-44	36 - 1		12 - 11	65W-42528-00	23 - 10
6G8-11325-00	1 - 5	6C5-12243-00	6 - 18	6C5-1410B-00	7 - 17	6C5-24251-00	1 - 9	6D8-24564-00	1 - 11	67C-42561-00	23 - 7
	5 - 4	6G8-12411-03	1 - 1	6C5-1410F-00	10 - 23		10 - 21		12 - 12	67C-42562-A0	23 - 6
66M-11327-00-94	3 - 19		3 - 11	6C5-14127-10	9 - 18	6YJ-24260-10	35 - 3	6C5-24566-11	12 - 16	6C6-42610-30	2 - 1
66M-11328-00	3 - 18	688-12412-00	3 - 12	6X4-14137-00	21 - 26	6Y1-24268-00	35 - 6	6C5-24592-00	9 - 10	6C6-42610-40	2 - 1
6BG-11351-00	3 - 7	6C5-12413-00-9S	3 - 13	6C5-14148-00	10 - 14	6GJ-24304-10	12 - 1	6YJ-24610-01	35 - 2	6CJ-42615-00	2 - 9
	42 - 2	62Y-12414-00	1 - 2	6C5-14148-20	10 - 14	6G1-24305-05	35 - 13	6YL-24610-10	36 - 2	6CB-42617-00	13 - 19
62Y-11356-00	5 - 18		3 - 14	6BG-14149-00	10 - 9	6Y1-24305-06	35 - 15	69W-246301-00	21 - 40	6CJ-4261A-00	2 - 2
	42 - 11		42 - 3	6C5-14180-03	9 - 1	61J-24306-04	35 - 8	6X4-26367-00	21 - 35	6BG-42649-00	2 - 12
6C5-11411-10	4 - 1	6BG-12481-00	20 - 14	6C5-14180-22	9 - 1	6YK-24306-64	36 - 3		21 - 42	6BG-42651-00	2 - 3
6BG-11416-00	4 - 2	62Y-12481-10	3 - 10	6C5-14182-20	9 - 2	6C5-24311-00	12 - 22	6C5-28100-00	12 - 37	6BG-42652-00	2 - 6
6BG-11416-10	4 - 2	66M-12535-00	3 - 20	6C5-14191-00	9 - 13	6C5-24313-10	12 - 3	67F-2812A-00	16 - 33	6BG-42662-00	2 - 10
6BG-11416-20	4 - 2	6AW-12572-00	20 - 6	6C5-14200-01	7 - 1	6C5-24313-20	12 - 3	6C5-41113-11-9S	3 - 8	6C6-42675-00	2 - 15
6BG-11416-30	4 - 2	6C5-12576-00	8 - 15	6C5-14225-00	9 - 25	6C5-24321-00	10 - 4	6C5-41114-10	3 - 15	6CJ-42675-00	2 - 15
6C5-11536-00	11 - 7	6R3-12580-00	20 - 8	6C5-14251-00	10 - 13	6C5-24321-20	10 - 4		42 - 4	6C6-42676-00	2 - 16
6C5-11537-10	11 - 2	6C5-12858-A0	3 - 28	6C5-14386-00	9 - 5	6C5-24322-00	10 - 5	6C5-41131-00-CA	31 - 5	6CJ-42676-00	2 - 16
6H4-11545-00	13 - 9	6C5-13105-01	7 - 10	6C5-14397-00	9 - 14	6C5-24322-20	10 - 5	6C5-41133-00	31 - 4	6C6-42677-00	2 - 13
62Y-11557-00	11 - 8	62Y-13131-00	12 - 28	6C5-14440-10	8 - 4	6BG-24323-00	10 - 6		43 - 6	6C5-42677-10	2 - 13
67C-11603-00	4 - 7	6C5-13161-00	7 - 13	6C5-14446-00	7 - 15	6CJ-24324-00	10 - 7	6C5-41134-00	31 - 8	6C6-42678-20	2 - 14
67C-11604-00	4 - 7	6C5-1319C-00	7 - 11	6C5-14453-01	8 - 5	6CJ-24325-00	10 - 8		43 - 8	6C6-42678-30	2 - 14
67C-11605-00	4 - 7	6C5-13300-01	11 - 11	62Y-14448-00	5 - 15	6BG-24329-00	19 - 25	6C5-41135-00	31 - 11	6AJ-4267A-00	2 - 17
69W-11631-01-97	4 - 6	6C5-13329-00	11 - 12	6C5-14496-00	7 - 9	6Y1-24329-00	35 - 5		43 - 9	6AH-42697-10	2 - 11
62Y-11633-00	4 - 8		42 - 13	6C5-14546-10	9 - 4	650-24351-51	35 - 12	6C5-41137-03	31 - 1	6CJ-42710-01-8D	19 - 1
69W-11635-01	4 - 6	6CJ-13411-10	32 - 8	6C5-14567-00	9 - 15	61J-24360-00	35 - 10	688-41211-01	24 - 21	62Y-42715-01	24 - 8
69W-11636-01	4 - 6	6C5-13428-01	8 - 19	6C5-14711-00-CA	31 - 12	62Y-24374-01	12 - 33	6H4-41237-00	24 - 22	62Y-42716-00	19 - 6
6C5-11650-10	4 - 3	6C5-13437-63	13 - 20	6C5-14960-20	9 - 12	67F-24377-00	12 - 4	6X4-41291-00	21 - 8	61A-42717-00	19 - 8
6C5-11654-00	4 - 4	5GH-13440-60	1 - 4	6C5-14984-10	1 - 8	688-24378-00	20 - 10	6X4-42101-J7	21 - 1	65W-42717-00	19 - 7
6CJ-11656-00	4 - 5		3 - 27		9 - 23		20 - 13	6X4-42101-K7	21 - 1	69J-42723-01	15 - 32
6CJ-11656-10	4 - 5	6C5-13542-00	10 - 3	6C5-14985-00	9 - 3	6C5-24379-00	10 - 18	6X4-42111-02-8D	21 - 2	6BG-42724-00	20 - 2
6CJ-11656-20	4 - 5	6C5-13545-00	10 - 19	6C5-15100-12	3 - 2	6C5-24387-00	10 - 15	6X4-42115-00	21 - 22	6CJ-42725-00	19 - 10
6CJ-11656-30	4 - 5	6C5-13546-00	10 - 2	6C5-15311-02	32 - 1	6C5-24410-00	12 - 24	6X4-42119-01	21 - 5	6X4-42725-01	21 - 54
69W-12111-00	6 - 1	6C5-13547-00	10 - 20	6C5-15312-01	32 - 2	62Y-24411-02	12 - 26	63D-42121-22-8D	21 - 55	6CJ-42726-00	19 - 11
51Y-12114-00	6 - 4	6C5-13548-00	10 - 24		43 - 2	6C5-24415-00	12 - 25	63D-42126-00	21 - 17	6H4-42726-00	20 - 1
62Y-12116-00	6 - 3	6C5-13557-00	7 - 4	6CJ-15316-00	32 - 4	6C5-2441R-10	9 - 6	6X4-42128-00	21 - 13	6H1-42726-30	20 - 1
30X-12117-00	6 - 5	6C5-13577-00	10 - 11	6C5-1531A-10	5 - 24	6C5-2441T-10	9 - 7	6X4-42131-11	21 - 52	68U-42727-00	19 - 24
30X-12118-00	6 - 6	6C5-13593-00	9 - 20	6CJ-15333-10	32 - 10	62Y-24423-00	12 - 27	6X4-42137-00	21 - 7	6BG-42727-00	19 - 12
51Y-12119-00	6 - 7	6C5-13641-01	7 - 2	6C5-15362-00	32 - 12	6C5-24444-00	10 - 10	62Y-42154-A0	24 - 24	6X4-42727-00	22 - 18
69W-12121-10	6 - 2	6C5-13645-00	7 - 3	6G8-15363-00	5 - 22	62Y-24444-01	12 - 30	6X4-42159-00	21 - 46	6X4-42728-00	22 - 8

NUMERICAL INDEX  
INDICE NUMERICO

PART NO. CODIGO N°	REF. NO.	PART NO. CODIGO N°	REF. NO.	PART NO. CODIGO N°	REF. NO.	PART NO. CODIGO N°	REF. NO.	PART NO. CODIGO N°	REF. NO.	PART NO. CODIGO N°	REF. NO.
6X4-42728-10	21 - 64	6CJ-4380R-10	29 - 8	6H1-43883-00	29 - 30	6H3-44324-A0	33 - 32	68S-45300-33-8D	33 - 1	6C5-46241-00	11 - 6
6BG-42741-10-8D	19 - 26	6CJ-43810-10	29 - 2	6C5-43885-00	26 - 19		43 - 18	68S-45300-43-8D	33 - 1	6X4-47731-01	21 - 24
6BG-42748-00	19 - 4	6C5-43816-00	29 - 25		28 - 18		43 - 28	67F-45301-00-8D	33 - 2	703-48128-10	39 - 39
6H4-42748-00	19 - 2	6C5-43817-10	29 - 23	6EK-43892-00	30 - 4	6H3-44341-01-CA	33 - 26	69W-45318-00	31 - 18	703-48129-00	21 - 29
63P-42756-00	16 - 30	6CJ-43818-00	25 - 39	69J-43894-00	29 - 31	6H3-44352-00	33 - 24	688-45321-00	33 - 12		39 - 41
6BG-42761-00	19 - 9		27 - 35	6C5-43895-00	29 - 51		43 - 25	67F-45331-00-CA	33 - 55	703-48152-10	39 - 6
6EE-42794-40	19 - 39	6CJ-4381B-10	29 - 17	6C5-43899-00	29 - 18	6C5-44361-00	34 - 1	688-45341-10	33 - 10	703-48153-00	39 - 61
6EE-42794-50	19 - 40	6CJ-43821-10	29 - 5	69J-4389J-00	29 - 24	6C5-44361-10	34 - 1	67F-45371-00	1 - 16	6X4-48154-00	21 - 18
6BG-42811-01	16 - 27	62Y-43822-00	29 - 4		29 - 39	663-44366-00	33 - 23		34 - 13	703-48189-00	39 - 19
6BG-42815-00-8D	19 - 14	6CJ-43829-10	29 - 61	6X4-44100-01	21 - 21		34 - 3	688-45375-00	34 - 8	703-48198-00	39 - 16
6BG-42816-00	19 - 19	6EK-4382E-00	29 - 35	6X4-44102-00	21 - 23		43 - 21	663-45376-00	34 - 7	703-48205-22	38 - 1
6X4-42821-00	21 - 30	6D8-4382L-00	29 - 50	6X4-44114-00	22 - 16	663-44367-00	34 - 2	6E5-45378-00	33 - 16		39 - 1
6BG-42851-00	2 - 5	6C5-43830-10	29 - 28	62Y-44117-01	24 - 2	6CJ-44385-00	28 - 34	6J8-45378-00	33 - 66	703-48211-10	39 - 25
6C6-43107-00-8D	25 - 28	6C5-43831-00	29 - 62	62Y-44118-00-94	24 - 9	6BL-44391-00	20 - 5	688-45383-02	33 - 62	703-48212-10	39 - 26
6C1-43111-00-8D	25 - 1	6C5-43833-00	25 - 40	6C5-44120-02	24 - 5	64J-44514-00	28 - 10	688-45384-02	33 - 63	703-48213-10	39 - 27
6C5-43111-02-8D	27 - 1		27 - 36	6C5-44120-12	24 - 5	6C6-44514-00	26 - 10	64J-45501-30	33 - 36	6X4-48215-00	21 - 4
6C1-43112-00-8D	25 - 2	6C5-43834-00	25 - 41	69W-44121-00	24 - 1	6C6-44526-00	26 - 12	64J-45501-40	33 - 36	703-48215-10	39 - 46
6C5-43112-01-8D	27 - 2		27 - 37	688-44122-00	24 - 17	69W-44526-01	28 - 12	688-45536-01	33 - 4	703-48219-10	39 - 34
69D-43126-01	25 - 35	6D8-43841-00	29 - 29	6C5-44122-00	24 - 6	6C6-44532-00	26 - 13	6K5-45551-00	33 - 37	703-48221-10	39 - 28
6E5-43126-02	27 - 26	6D8-43843-00	29 - 45	6X4-44132-00	21 - 25	69W-44551-00-8D	28 - 16	68S-45560-00	33 - 39	703-48222-20	39 - 31
6C6-43127-10	26 - 29	6D8-43844-00	29 - 44	62Y-44135-00	24 - 27	69D-44551-11-8D	26 - 17	688-45567-01	33 - 7	703-48223-10	39 - 32
63D-43131-01	25 - 11	6H1-43844-10	29 - 48	6X4-44139-01	21 - 9	6C5-44552-00-8D	26 - 20	688-45567-10	33 - 7	703-48225-10	39 - 33
	27 - 11	6CJ-43845-10	29 - 59	64J-44150-01	33 - 64		28 - 19	688-45567-20	33 - 7	703-48227-00	39 - 30
66T-43144-00	19 - 21	69A-4384F-00	29 - 33	6X4-44159-A0-8D	21 - 47	67C-44553-00-8D	28 - 29	688-45567-30	33 - 7	703-48232-00	39 - 2
6G5-43144-00	25 - 23	6H1-4384G-11	29 - 47	6X4-44173-00	21 - 48	69W-44555-00	26 - 21	688-45567-40	33 - 7	703-48234-00	39 - 20
	27 - 23	62X-4384H-00	29 - 19	6X4-44177-00	21 - 12		28 - 20	688-45567-50	33 - 7	703-48235-00	39 - 5
6E5-43145-01	37 - 9	6D8-4384M-00	29 - 32	6X4-44188-00	21 - 15	6C5-44575-00	28 - 22	688-45567-60	33 - 7	703-48236-00	39 - 18
6G5-43148-00	25 - 19	6D8-43851-00	29 - 40	703-44189-20	39 - 36	6C6-44575-00	26 - 23	68S-45571-00	33 - 54	703-48238-00	39 - 24
	27 - 19	6C6-43853-00	29 - 37	703-44189-30	39 - 42	6C5-45111-00-8D	31 - 22	67F-45576-00	33 - 57	703-48243-00	39 - 17
688-43160-01	25 - 24	6C5-43854-00	29 - 52	6X3-44191-00	21 - 50	6C5-45123-00	31 - 14	688-45587-01	33 - 5	703-48244-00	39 - 23
688-43165-00	25 - 25	6C5-43855-10	29 - 42		39 - 47		43 - 10	688-45587-10	33 - 5	703-48245-00	39 - 13
6C5-43181-00	25 - 14	6C5-43856-10	29 - 49	6C5-44194-00	28 - 14	6C5-45135-10	32 - 13	688-45587-20	33 - 5	703-48246-00	39 - 29
	27 - 14	6C5-43861-00	29 - 11	6C6-44194-00	26 - 15	6C5-45136-10	32 - 14	688-45587-30	33 - 5	701-48248-00	39 - 15
6C5-43185-00	25 - 15		29 - 15	6H3-44311-00	33 - 20	6C5-45155-00	31 - 17	688-45587-40	33 - 5	703-48252-00	39 - 14
	27 - 15	6CJ-43861-10	29 - 60	6H3-44315-A0	33 - 22	6C5-45181-00-CA	31 - 9	688-45587-50	33 - 5	6X4-48261-00	21 - 27
6C6-43311-00-8D	25 - 9	6CJ-43862-10	30 - 12		43 - 14	6C5-45211-00-8D	31 - 23	688-45587-60	33 - 5	703-48261-01	39 - 4
6C5-43311-01-8D	27 - 9	6CJ-43863-00	29 - 7		43 - 26	6C5-45213-01	31 - 24	67F-45611-01	33 - 41	703-48264-00	39 - 8
682-43318-01	25 - 32		29 - 9	688-44316-A0	33 - 30	6H1-45214-00	34 - 9	6D8-45631-00	33 - 42	703-48265-10	39 - 11
6C1-43631-00	25 - 31	6D8-43863-00	29 - 57		43 - 17	6H1-45215-00	34 - 10	688-45633-00	33 - 51	703-48268-00	39 - 7
689-43633-00	23 - 8	62X-4386K-00	30 - 7		43 - 29	65W-45251-00	1 - 12	67F-45634-00	33 - 43	703-48271-00	39 - 3
63D-43691-00	25 - 34	6C5-43871-00	29 - 12	663-44322-00	33 - 21		1 - 13	6H1-45635-00	33 - 45	6Y8-48277-00	41 - 16
6C5-43800-12	29 - 1	6C5-43875-00	29 - 16		43 - 24		25 - 5	6H1-45668-00	33 - 44	703-48281-00	39 - 35
6CJ-43801-10	29 - 3	6H1-43875-00	29 - 58	663-44322-40	33 - 67		25 - 7	688-45932-60	34 - 20	703-48284-00	39 - 58
6CJ-43804-11	30 - 3	6CJ-43879-10	30 - 8		43 - 35		27 - 5	6E5-45949-00	34 - 20	701-48287-00	39 - 45
6CJ-43805-11	30 - 2	6C6-4387G-00	29 - 36	6H3-44323-00	33 - 31		27 - 7	688-45987-01	34 - 15	703-48293-10	39 - 44
6EK-4380F-00	30 - 6	6CJ-43880-12	30 - 1		43 - 27		27 - 24	67F-45997-00	34 - 16	701-48310-90	38 - 2
6C5-4380G-00	29 - 26	6CJ-43881-10	30 - 10	6H3-44323-40	33 - 68	663-45251-00	1 - 13	6C5-46132-00	31 - 6	701-48320-00	38 - 2
6C5-4380K-11	29 - 22	6EK-43882-00	30 - 11		43 - 36		25 - 29		43 - 7	701-48320-20	38 - 2

NUMERICAL INDEX  
INDICE NUMERICO

PART NO. CODIGO N°	REF. NO.	PART NO. CODIGO N°	REF. NO.	PART NO. CODIGO N°	REF. NO.	PART NO. CODIGO N°	REF. NO.	PART NO. CODIGO N°	REF. NO.	PART NO. CODIGO N°	REF. NO.
701-48320-50	38 - 2	6X4-81860-00	22 - 21	6K1-82532-00	39 - 50	6Y8-84383-00	40 - 3	90109-06M86	19 - 36	90170-20137	13 - 10
67C-48321-11	21 - 33	6C5-81869-00	18 - 23	703-82532-00	22 - 3		40 - 5		19 - 38	90171-16011	34 - 18
69W-48344-00	24 - 20	67F-81891-00	18 - 16	6X4-82540-00	21 - 28	6Y8-8454G-00	41 - 11		20 - 18	90179-08003	15 - 11
	24 - 34	6C5-81919-00	16 - 34	703-82540-00	39 - 55	6X4-85415-00	22 - 20		20 - 20	90179-35001	11 - 9
703-48345-01	39 - 21	60V-81925-00	15 - 10	6C5-82553-00	16 - 10	6C5-85525-00	14 - 1		20 - 23	90183-02M03	33 - 49
703-48358-00	39 - 22	6C5-81941-00	18 - 22	6CJ-82554-00	16 - 16	6C5-85525-10	15 - 6	90109-06M88	23 - 3	90185-05002	34 - 12
65W-48511-01	28 - 38	6C5-81942-00	16 - 21	682-82556-00	22 - 6	6C5-85548-01	15 - 16	90109-08229	28 - 11	90185-06M05	2 - 8
63D-48538-00	21 - 38	6C5-81948-00	15 - 15		39 - 53	6C5-85561-00	13 - 13	90109-12012	26 - 24	90185-08018	28 - 13
	21 - 44	68V-8194A-00	15 - 25	69J-82563-01	15 - 32	62Y-85580-00	13 - 16	90109-12MA3	28 - 23	90185-09M01	37 - 4
6BG-48538-00	19 - 37	60E-81950-00	15 - 1	6X4-82563-01	22 - 8	6CJ-85790-00	16 - 11	90116-10063	26 - 7	90185-10027	26 - 8
6X4-48538-00	21 - 34	63P-81950-00	15 - 21	703-82563-31	39 - 57	6C5-85885-00	7 - 6		28 - 7		26 - 14
6X4-48538-10	21 - 41	6C5-81953-00	15 - 28	69W-82575-00	22 - 5	6C5-8591A-35	14 - 17	90116-10M53	31 - 27		28 - 8
65W-61350-00	37 - 1	68V-81960-10	14 - 13	688-82575-02	39 - 52	6BG-86112-10	8 - 13	90119-06025	11 - 13	90185-10M14	23 - 13
65W-61351-00	37 - 2	6EE-81994-40	13 - 24	703-82577-00	39 - 49	6C5-86120-00	8 - 11	90119-06087	8 - 3	90185-12M12	21 - 63
6C5-81145-00	7 - 7	6EE-81994-50	13 - 25	676-82577-01	22 - 2	6Y8-86260-12	41 - 2	90119-06126	8 - 9	90185-22M11	25 - 13
6C5-81146-10	7 - 12	6EE-81995-40	13 - 21	6C5-8257V-00	15 - 4	6AA-86261-22	41 - 3		24 - 29		27 - 13
68V-81315-00	16 - 9	6EE-81995-50	13 - 22	689-8257Y-00	22 - 7	6Y8-86267-00	41 - 1	90119-06261	31 - 7	90201-03313	33 - 47
6C5-81336-00	15 - 2	6AG-81996-00	13 - 26	68F-82582-00	15 - 12	6C5-87226-00	9 - 11	90119-06M59	14 - 20	90201-06M30	41 - 13
6C5-81337-10	13 - 1	6C5-82105-U1	17 - 9	6DA-82582-00	16 - 6	6C5-W0001-03	42 - 1		15 - 19	90201-10049	28 - 39
6C5-81410-01	13 - 8	6Y5-82117-00	40 - 8	6DA-82582-10	16 - 7	6C6-W0001-21	43 - 1	90119-06M61	8 - 10	90201-10060	25 - 43
6C5-81450-00	13 - 7	6G5-82119-00	15 - 27	6X4-82586-10	22 - 10	6H3-W0078-02	1 - 17		19 - 3		27 - 39
6CJ-81800-01	18 - 1	67C-82127-10	26 - 30	69J-82587-00	15 - 36		43 - 23	90119-06MA3	5 - 13	90201-10144	11 - 5
69J-81801-11	18 - 5		28 - 32	61A-82588-01	16 - 17	6H3-W0078-1A	43 - 34	90119-06MA5	3 - 16	90201-106M5	23 - 17
67F-81807-00	18 - 10	6E5-82148-00	25 - 3	688-8258A-20	39 - 54	6C5-W009A-13-9S	5 - 1	90119-08069	8 - 2	90201-10M20	24 - 14
67F-81808-00	18 - 8		27 - 3	6C5-82590-A1	16 - 1	6C5-W009B-06-9S	3 - 1	90119-08094	26 - 22		37 - 3
67F-81809-00	18 - 19	1E6-82151-00	40 - 7	6C5-82590-B0	16 - 1	90101-06020	25 - 6		28 - 21	90201-10M63	37 - 8
67F-81810-00	18 - 3	67F-82151-00	16 - 2	703-82591-00	39 - 59		25 - 8	90119-08102	31 - 15	90201-12035	21 - 60
67F-81813-00	18 - 6	67F-82151-10	16 - 3	703-82592-00	39 - 60		27 - 6	90119-08132	31 - 16	90201-12062	25 - 45
6C5-81815-00	15 - 13	67F-8215B-10	16 - 4	60V-8259F-00	16 - 15		27 - 8	90119-08148	12 - 20		27 - 41
68F-81820-00	18 - 7	67F-8215B-20	16 - 5	6X4-83383-00	22 - 11		27 - 25	90119-08154	3 - 4	90201-12426	25 - 46
67F-81821-00	18 - 13	6C5-82171-00	14 - 15		41 - 5	90101-06054	24 - 10	90119-08M00	31 - 28		27 - 42
6C5-81822-00	17 - 1	6C5-82176-00	16 - 25	703-83383-11	39 - 56	90101-09M01	37 - 7	90119-08M14	33 - 35	90201-12M07	19 - 18
6K7-81826-11	18 - 24	6CJ-82181-10	30 - 5	6X4-83386-00	22 - 12	90101-10041	26 - 11		43 - 31	90201-12M16	26 - 18
69J-81828-00	18 - 25	63P-82310-01	14 - 4		41 - 6	90101-12014	21 - 56	90119-08M33	33 - 34		28 - 17
6C5-8182L-00	7 - 8	6C5-82316-01	14 - 10	6Y5-8350T-E0	40 - 1	90101-12M65	25 - 44		43 - 32	90201-13M19	26 - 27
67F-81830-00	18 - 17	6C5-82316-11	14 - 11	6Y5-83553-M0	40 - 6		27 - 40	90119-08M84	34 - 6		28 - 26
67F-81832-00	18 - 11	6A0-82317-00	8 - 7	6Y5-83557-10	40 - 10	90105-08060	6 - 20	90119-10054	25 - 42	90201-16014	6 - 19
67F-81836-00	18 - 12		15 - 20	6E5-83558-00	28 - 36	90105-09009	5 - 12		27 - 38	90201-186F1	3 - 24
6C5-81839-00	18 - 21	6C5-82317-00	14 - 18	6E5-83558-10	33 - 18	90105-10M67	34 - 14	90119-10068	34 - 5		42 - 5
67F-8183R-00	18 - 15	6CJ-82340-00	14 - 5	6Y5-83570-A0	40 - 4	90109-06047	2 - 7	90151-05M00	34 - 11	90201-21M18	13 - 11
60V-8183T-00	18 - 18	6C5-82388-10	16 - 13	6FM-83589-00	22 - 19	90109-06M65	5 - 8	90152-05007	21 - 10	90201-22M05	26 - 28
6P2-8183X-00	15 - 22	64J-82504-00	16 - 20	6BG-83614-00	15 - 33	90109-06M80	19 - 29	90152-06M01	25 - 30		28 - 27
69J-81840-11	18 - 4	6Y8-82509-10	41 - 8	62Y-83626-00	13 - 23	90109-06M86	15 - 35	90157-05M19	35 - 4	90201-25M05	33 - 65
67F-81841-00	18 - 14	6X4-82510-41	22 - 1	6X4-83653-20	22 - 14		16 - 29	90159-04005	15 - 14	90201-30M00	26 - 2
60X-81842-00	18 - 20	703-82510-44	39 - 48	6Y5-83653-30	40 - 9		16 - 32	90159-06M14	16 - 23		28 - 2
67F-81846-00	18 - 26	6Y8-82521-11	41 - 15	63D-83672-11	27 - 30		19 - 13	90167-06M00	41 - 12	90202-07M07	24 - 18
67F-81850-00	18 - 2	6C5-8252R-00	16 - 26	68F-83688-00	7 - 18		19 - 22	90170-09M03	37 - 5	90202-10M56	23 - 9
67F-81857-00	18 - 9	703-82531-00	39 - 51	6C5-84301-00	22 - 15		19 - 33	90170-16M01	33 - 38	90202-21100	26 - 26

NUMERICAL INDEX  
INDICE NUMERICO

PART NO. CODIGO N°	REF. NO.	PART NO. CODIGO N°	REF. NO.	PART NO. CODIGO N°	REF. NO.	PART NO. CODIGO N°	REF. NO.	PART NO. CODIGO N°	REF. NO.	PART NO. CODIGO N°	REF. NO.
90202-21100	28 - 25	90387-06M82	24 - 33	90464-15008	8 - 16	90502-16M02	25 - 27	93210-13M63	5 - 7	93608-12M05	31 - 3
90206-10M04	24 - 32	90387-08095	12 - 19	90464-18205	16 - 28	90506-14M24	25 - 21	93210-16275	37 - 10	93700-06002	21 - 3
90206-12052	19 - 17	90387-10M42	37 - 6	90464-18246	14 - 3		27 - 21	93210-24M79	5 - 23		25 - 10
90206-12M22	21 - 58	90387-12057	28 - 28	90464-76001	27 - 32	90506-18023	19 - 23		12 - 34		27 - 10
90209-10M26	23 - 11	90387-12M02	21 - 59	90465-08M89	15 - 34	91318-03005	29 - 56		42 - 12		27 - 10
90249-06M19	25 - 20	90387-16003	25 - 36	90465-11M10	8 - 18	91318-03025	29 - 55		42 - 15	94702-00418	1 - 6
	27 - 20	90387-16004	25 - 37		10 - 17	91318-05030	29 - 54	93210-29M94	26 - 5		5 - 31
90250-07M02	33 - 50	90389-25M00	34 - 17		12 - 6	91318-05045	29 - 27		28 - 5	95023-06030	13 - 12
90280-03017	11 - 10	90430-06014	5 - 9		15 - 29	91380-05020	29 - 64	93210-44006	29 - 10		13 - 14
90280-03M03	33 - 25		42 - 9		19 - 35	91490-16010	24 - 26	93210-46044	33 - 29	95333-08600	17 - 12
	43 - 33	90430-08003	1 - 15		20 - 4	91490-20010	21 - 11		43 - 16	95380-05600	12 - 32
90282-04010	33 - 61		33 - 11		20 - 15		21 - 20		43 - 30		23 - 16
90340-08002	33 - 9		43 - 11		27 - 33	91490-20015	24 - 15	93210-49001	29 - 6		39 - 9
90340-14M06	3 - 25	90430-14115	3 - 26		28 - 31	91490-30025	34 - 19	93210-49046	33 - 13	95380-05700	24 - 23
	32 - 6		16 - 12		28 - 37	91690-30012	25 - 26		43 - 12	95380-05800	2 - 4
90340-18M09	3 - 23		42 - 6		33 - 19	91690-30020	25 - 18	93210-64488	29 - 63	95380-06600	8 - 12
90344-51003	3 - 6	90430-14M09	1 - 14		40 - 11		27 - 18	93210-86M39	33 - 58		19 - 27
90386-08032	21 - 16		32 - 7		41 - 10	92903-08100	17 - 13		43 - 19		21 - 19
90386-10025	25 - 17		43 - 3	90465-11M59	32 - 5	92990-06100	23 - 5	93306-207U0	33 - 56		39 - 43
	27 - 17	90445-07ME8	33 - 17	90465-13M11	16 - 8	92990-08200	6 - 21	93315-52563	33 - 3	95380-08600	12 - 21
90386-10M16	25 - 16	90445-09036	20 - 9	90465-13M18	8 - 21	92990-08600	39 - 38	93317-322V0	33 - 40		17 - 4
	27 - 16	90445-09220	20 - 11		17 - 14	92990-10100	31 - 30	93317-325U0	33 - 59	95380-10600	31 - 29
90386-12003	21 - 61	90445-09304	20 - 16	90465-13M24	16 - 24	92990-12200	21 - 57	93332-00095	33 - 8	95380-12600	25 - 47
90386-12M37	19 - 15	90445-096H2	20 - 12	90465-13M36	22 - 22	92990-12600	21 - 62	93332-000U3	33 - 6		27 - 43
90386-12MA2	19 - 16	90445-11M05	35 - 11	90465-13M39	16 - 22	92995-10600	31 - 31	93410-16097	25 - 38	95380-12700	26 - 25
90386-18M35	27 - 28	90445-11M06	35 - 9	90465-13M97	13 - 18	93101-23070	33 - 28	93410-18M05	27 - 29		28 - 24
90386-18M92	27 - 27	90445-13020	12 - 5		15 - 31		43 - 15	93410-28M06	26 - 9	95680-08330	17 - 3
90386-22MA4	25 - 12	90445-13M02	12 - 5		15 - 37	93101-25M03	33 - 60		28 - 9	95780-06300	41 - 14
	27 - 12	90445-13M36	12 - 22	90467-09M17	12 - 9		43 - 20	93420-36M01	31 - 19	95812-06025	32 - 11
90386-26MA3	21 - 51	90446-13M11	12 - 7	90467-10M04	12 - 23		4 - 11	93430-06024	39 - 12	95817-10035	11 - 4
90386-30M60	26 - 6	90447-19009	27 - 34		12 - 36		42 - 8	93450-17129	4 - 9	95D95-06020	13 - 2
	28 - 6	90450-50001	8 - 6	90468-10005	21 - 39	93102-37M40	11 - 14	93450-40165	33 - 27	95D95-06035	24 - 31
90386-30M77	26 - 4	90462-08067	20 - 17		21 - 45		42 - 14	93501-04M02	24 - 12	97380-05025	39 - 10
	28 - 4	90462-20005	19 - 32	90468-18008	24 - 16	93102-43M42	4 - 10	93501-08001	29 - 43	97380-08030	39 - 37
90386-30M78	26 - 3	90464-06001	14 - 12		24 - 19		42 - 7	93503-16003	29 - 14	97513-06535	3 - 5
	28 - 3	90464-07M05	14 - 7		24 - 35	93103-18011	31 - 2		33 - 48	97513-08545	17 - 8
90386-90M90	24 - 13	90464-07M41	14 - 6	90480-06M19	13 - 5		43 - 5	93505-32038	29 - 38	97595-05512	3 - 21
90387-04001	16 - 18	90464-07M56	7 - 14	90480-09M12	9 - 27		33 - 14	93604-10M03	3 - 9		13 - 17
90387-05053	23 - 12	90464-08M07	22 - 4	90480-10M58	12 - 18	93106-09014	43 - 13		31 - 10	97595-05514	24 - 7
90387-05054	23 - 14	90464-09130	20 - 22	90480-12072	17 - 10	93210-04279	41 - 9		33 - 33	97595-05520	23 - 15
90387-06119	8 - 8	90464-09M42	21 - 36	90480-12314	13 - 6	93210-04N51	29 - 46	93604-26256	29 - 53	97602-04316	30 - 9
	14 - 19	90464-09M49	19 - 34	90480-13M24	19 - 30	93210-064A5	29 - 41	93605-17002	11 - 3	97607-04210	5 - 17
	15 - 18	90464-10006	28 - 35	90480-15M31	13 - 4	93210-07003	33 - 52	93606-12019	3 - 3	97780-60520	20 - 7
90387-06285	13 - 3	90464-12006	8 - 17	90480-16013	12 - 17		43 - 22		31 - 21	97780-60620	15 - 3
90387-06M43	19 - 31	90464-12183	15 - 9	90480-24003	17 - 7	93210-08287	35 - 14		31 - 26		15 - 17
90387-06M45	24 - 28		16 - 31	90501-12082	24 - 11		35 - 16		32 - 3		15 - 30
90387-06M69	9 - 26	90464-13013	14 - 8	90501-12M48	33 - 46	93210-12790	32 - 9		34 - 4		22 - 17
	19 - 5	90464-13227	12 - 8	90501-23215	21 - 14		43 - 4	93608-12M05	8 - 1		41 - 7

NUMERICAL INDEX  
INDICE NUMERICO

PART NO. CODIGO N°	REF. NO.	PART NO. CODIGO N°	REF. NO.	PART NO. CODIGO N°	REF. NO.	PART NO. CODIGO N°	REF. NO.	PART NO. CODIGO N°	REF. NO.	PART NO. CODIGO N°	REF. NO.
97780-60920	21 - 49	97E95-06620	15 - 8								
97880-06035	41 - 12		17 - 11								
97885-06008	25 - 4	97E95-08520	28 - 30								
	26 - 31	97E95-08525	17 - 6								
	27 - 4	97E95-08535	17 - 5								
	28 - 33	97E95-08540	21 - 31								
97980-06216	22 - 9	98580-04006	39 - 40								
	41 - 4	98980-05025	5 - 5								
97980-06325	19 - 28	99001-08600	33 - 53								
97985-04116	16 - 19	99002-03600	29 - 34								
97985-06216	21 - 53	99009-32500	29 - 21								
	27 - 31	99530-08012	5 - 11								
97D95-06010	25 - 22		13 - 15								
	25 - 33	99530-10114	17 - 2								
	27 - 22	9E450-04533	40 - 2								
97D95-06014	19 - 20										
	21 - 37										
	21 - 43										
	22 - 13										
97E75-06520	31 - 25										
97E75-06525	31 - 13										
97E75-08530	26 - 16										
	28 - 15										
97E75-10545	31 - 20										
97E95-06514	5 - 26										
	5 - 28										
	14 - 2										
	14 - 16										
	15 - 5										
	16 - 14										
97E95-06516	8 - 14										
	8 - 20										
	33 - 15										
97E95-06520	3 - 22										
	5 - 19										
	5 - 21										
	5 - 30										
	15 - 24										
	24 - 3										
97E95-06525	12 - 2										
	14 - 9										
	14 - 14										
	24 - 4										
97E95-06530	12 - 35										
	21 - 32										
97E95-06610	15 - 23										
	15 - 26										
97E95-06620	15 - 7										